



ARKANSAS RAZORBACKS

1 National Championship » 6 Final Four Appearances » 10 Sweet 16 Appearances » 31 NCAA Tournament Bids

» 2016-17 SCHEDULE »

Overall: 1-0 | SEC: 0-0 | H: 1-0 | A: 0-0 | N: 0-0

NOVEMBER (1-0)

		W/L	SCORE
11	Fort Wayne	SEC Network +	W 92-83
14	Southern Illinois	SEC Network +	7 p.m.
18	UT Arlington	SEC Network +	7 p.m.
22	at Minnesota	ESPN3	7 p.m.
28	Mount Saint Mary's	SEC Network +	7 p.m.

DECEMBER (0-0)

1	Stephen F. Austin	SEC Network	8 p.m.
3	Austin Peay	SEC Network +	7 p.m.
6	Houston	SEC Network	6 p.m.
10	North Florida	SEC Network	4:30 p.m.
17	Texas*	ESPNU	1:30 p.m.
20	North Dakota St.	SEC Network	6 p.m.
22	Sam Houston St.#		7 p.m.
29	Florida*	SEC Network	6 p.m.

JANUARY (0-0)

3	at Tennessee*	SEC Network	5:30 p.m.
7	at Kentucky*	SEC Network	7:30 p.m.
10	Mississippi State*	SEC Network	8 p.m.
14	Missouri*	SEC Network	5 p.m.
17	at Texas A&M*	SEC Network	6 p.m.
21	LSU*	SEC Network	7:30 p.m.
24	at Vanderbilt*	SEC Network	7:30 p.m.
28	at Oklahoma St.%	ESPNU	3 p.m.

FEBRUARY (0-0)

1	Alabama*	SEC Network	6 p.m.
4	at Missouri*	SEC Network	5 p.m.
7	Vanderbilt*	SEC Network	7:30 p.m.
11	at LSU*	SEC Network	7:30 p.m.
15	at South Carolina*	SEC Network	5:30 p.m.
18	Ole Miss*	SEC Network	5 p.m.
22	Texas A&M*	SEC Network	7:30 p.m.
25	at Auburn*	SEC Network	7:30 p.m.

MARCH (0-0)

1	at Florida*	ESPN2	6 p.m.
4	Georgia*	ESPN/2	1 p.m.
8-12	SEC Tournament	Nashville, Tenn.	

All times Central and subject to change

+ Exhibition Game

at Verizon Arena (North Little Rock, Ark.)

^ Lone Star Shootout (Houston, Texas)

% Big12/SEC Challenge

* SEC Game

» THE MATCHUP »

ARKANSAS RAZORBACKS (1-0)

Head Coach: Mike Anderson (Tulsa '82)

Record at Arkansas: 103-64 (6th Season)

Overall Record: 303-162 (15th Season)



VS

SOUTHERN ILLINOIS SALUKIS (0-1)

Head Coach: Barry Hinson (Oklahoma State '83)

Record at Southern Illinois: 62-68 (5th Season)

Overall Record: 267-208 (16th Season)



» #FASTEST40 FACTS »

• Friday's win against Fort Wayne was Arkansas' 43rd straight victory in its home opener, including a perfect 24-0 in Bud Walton Arena.

• Arkansas has now won 22 consecutive season openers and has opened the year in the win column in 44 of the last 46 seasons.

• Mike Anderson is looking to start 2-0 for the 14th time in 15 years as a head coach. His only 1-1 start came last season.

• Daryl Macon is the only player in the last 30 years to have 13+ points, 7+ rebounds, 5+ assists and 4+ steals in his Razorback debut. (Via @HogStats)

• After scoring 23 points in the season opener, Dusty Hannahs eclipsed 1,000 career points for his career, scoring 462 points at Texas Tech and now 552 at Arkansas to bring his total to 1,014. In his last two games, he has scored 56 points after his 33-point effort in last year's SEC Tournament game.

• Arkansas is one of five teams in the SEC to finish .500 or better in the league in each of the last four years.

• Arkansas is picked to finish fifth in the SEC by the media and has finished higher than it was picked each of the last three seasons.

• Arkansas is 47-2 in non-conference games in Bud Walton Arena under head coach Mike Anderson. The two losses came against Syracuse (2012-13) and Akron (2015-16).

• The Razorbacks return their top two scorers and rebounders from a year ago and the top four shooters in terms of field goal percentage.

» GAMEDAY INFORMATION »

DATE: Monday, Nov. 14, 2016 | 7 p.m. CT

LOCATION: Bud Walton Arena (Fayetteville, Ark.)

TV: SEC Network Plus

TALENT: Alex Perlman (PXP), Simeon Hinsey (Analyst)

RADIO: Razorback/IMG Sports Network

TALENT: Chuck Barrett (PXP), Matt Zimmerman (Analyst)

STATS: ArkansasRazorbacks.com | StatBroadcast

SERIES RECORD: Arkansas leads, 3-2

NEXT UP: vs. UT Arlington - Friday, Nov. 18 at 7 p.m.

» PRESEASON HONORS »

Moses Kingsley

- Preseason SEC Player of the Year (Media)
- Preseason first team All-SEC (Coaches)
- Naismith Trophy Watch List
- Kareem Abdul-Jabbar Award Watch List
- Lute Olson Award Watch List
- Ranked No. 6 big man in the country by NBC Sports
- Ranked No. 21 player in the nation by NBC Sports
- Ranked No. 18 player in the nation by CBS Sports

Dusty Hannahs

- Preseason second team All-SEC (Coaches)
- Jerry West Award Watch List
- Ranked No. 97 player in the nation by CBS Sports

Jaylen Barford

- One of 15 Impact JUCO Transfers by Jon Rothstein

Daryl Macon

- One of 15 Impact JUCO Transfers by Jon Rothstein



Watch List Note

• Arkansas is one of seven programs in the country to put players on watch lists for the Jerry West Award as the top shooting guard in the country and the Kareem Abdul-Jabbar Award as the nation's top center.

» HOW THEY COMPARE » BY THE NUMBERS »

	92.0	.530	.375	39.0	20.0	9.0	9.0	83.0	.362	.321	-6.0	1.5
	≈	≈	≈	≈	≈	≈	≈	≈	≈	≈	≈	≈
	POINTS	FG%	3FG%	BOARDS	ASSISTS	BLOCKS	STEALS	SCORING DEFENSE	FG% DEFENSE	3FG% DEFENSE	REBOUND MARGIN	AST-TO RATIO
	81.0	.509	.450	25.0	12.0	6.0	9.0	85.0	.466	.526	-16.0	0.7

#FASTEST40



NUMERICAL ROSTER »

No.	Name	Pos.	Ht.	Wt.	Yr.	Hometown/High School/Last School
0	Jaylen Barford	G	6-3	202	Jr.	Jackson, Tenn. / Motlow State CC
1	Trey Thompson	F	6-9	265	Jr.	Madison, Ark. / Forrest City HS
2	Adrio Bailey	F	6-6	204	Fr.	Campti, La. / Lakeview HS
3	Dusty Hannahs	G	6-3	203	Sr.	Little Rock, Ark. / Pulaski Academy / Texas Tech
4	Daryl Macon	G	6-3	185	Jr.	Little Rock, Ark. / Parkview HS / Holmes CC
5	Arlando Cook	F	6-8	215	Jr.	St. Louis, Mo. / Madison Prep / Connors State College
11	RJ Glasper	G	5-10	168	Fr.	Forrest City, Ark. / Forrest City HS
12	Brachen Hazen	F	6-8	195	Fr.	Fort Wayne, Ind. / Columbia City HS
13	Dustin Thomas	F	6-8	225	R-Jr.	Texarkana, Texas / Pleasant Grove HS / Colorado
15	Jonathan Holmes	G	Fr.	5-10	190	Columbia, Ill./Columbia HS
21	Manuale Watkins	G	6-3	222	Sr.	Fayetteville, Ark./Fayetteville HS
23	C.J. Jones	G	6-5	175	Fr.	Birmingham, Ala. / Central Park Christian
31	Anton Beard	G	6-0	198	Jr.	N. Little Rock, Ark./North Little Rock HS
33	Moses Kingsley	F	6-10	230	Sr.	Abuja, Nigeria/Huntington Prep (W. Va.)

COACHING STAFF »

Title	Name	Experience	Alma Mater
Head Coach	Mike Anderson	6th Year	Tulsa, '82
Associate Head Coach	Melvin Watkins	6th Year	Charlotte, '77
Assistant Coach	TJ Cleveland	6th Year	Arkansas, '02
Assistant Coach	Scotty Thurman	1st Year	Philander-Smith, '03
Director of Operations	Matt Zimmerman	6th Year	Arkansas, '90
Director of S-A Development	Jeff Daniels	6th Year	Montevallo, '82
Video Coordinator	Will Bartlett	6th Year	Missouri, '09
Special Assistant to the HC	Lee Mayberry	3rd Year	Arkansas, '15
Graduate Assistant	Kikko Haydar	2nd Year	Arkansas, '14
Graduate Assistant	Riley Hall	2nd Year	Arkansas, '16
Athletic Trainer	Dave England	33rd Year	Arkansas, '80



Jaylen Barford
Jr. | G | 6-3 | 202



Trey Thompson
Jr. | F | 6-9 | 265



Adrio Bailey
Fr. | F | 6-6 | 204



Dusty Hannahs
R-Sr. | G | 6-3 | 210



Daryl Macon
Jr. | G | 6-3 | 185



Arlando Cook
Jr. | F | 6-8 | 215



RJ Glasper
Fr. | G | 5-10 | 168



Brachen Hazen
Fr. | F | 6-8 | 195



Dustin Thomas
R-Jr. | F | 6-8 | 225



Manuale Watkins
Sr. | G | 6-3 | 222



C.J. Jones
Fr. | G | 6-5 | 175



Anton Beard
Jr. | G | 6-0 | 198



Moses Kingsley
Sr. | F | 6-10 | 230



Mike Anderson
Head Coach - 6th Season

A-Z ROSTER »

No.	Name	Yr.
2	Bailey, Adrio	Fr.
0	Barford, Jaylen	Jr.
3	Beard, Anton	Jr.
5	Cook, Arlando	Jr.
11	Glasper, RJ	Fr.
3	Hannahs, Dusty	Sr.
12	Hazen, Brachen	Fr.
15	Jonathan Holmes	Fr.
23	Jones, C.J.	Fr.
33	Kingsley, Moses	Sr.
4	Macon, Daryl	Jr.
1	Thompson, Trey	Jr.
13	Thomas, Dustin	R-Jr.
21	Watkins, Manuale	Sr.

BY STATE »

Alabama (1)		
23	Jones, C.J.	Fr.
Arkansas (6)		
3	Beard, Anton	Jr.
11	Glasper, RJ	Fr.
4	Macon, Daryl	Jr.
3	Hannahs, Dusty	Sr.
1	Thompson, Trey	Jr.
21	Watkins, Manuale	Sr.
Illinois (1)		
15	Holmes, Jonathan	Fr.
Indiana (1)		
12	Hazen, Brachen	Fr.
International (1)		
33	Kingsley, Moses	Sr.
Louisiana (1)		
2	Bailey, Adrio	Fr.
Missouri (1)		
5	Cook, Arlando	Jr.
Tennessee (1)		
0	Barford, Jaylen	Jr.
Texas (1)		
13	Thomas, Dustin	R-Jr.

BY CLASS »

FRESHMEN (4)		
2	Bailey, Adrio	Fr.
11	Glasper, RJ	Fr.
12	Hazen, Brachen	Fr.
15	Holmes, Jonathan	Fr.
23	Jones, C.J.	Fr.
JUNIORS (6)		
0	Barford, Jaylen	Jr.
3	Beard, Anton	Jr.
5	Cook, Arlando	Jr.
4	Macon, Daryl	Jr.
1	Thompson, Trey	Jr.
13	Thomas, Dustin	R-Jr.
SENIORS (3)		
3	Hannahs, Dusty	Sr.
33	Kingsley, Moses	Sr.
21	Watkins, Manuale	Sr.

THE PRONUNCIATIONS »

Adrio Bailey: A-Dree-O
Brachen Hazen: Brack-en Haiz-en
Manuale Watkins: Man-YOU-L

THE NON-CON SLATE »

• Arkansas is slated to play 13 non-conference games this year, with eight of those picked to finish in the top three of their respective league standings.

• The Razorbacks defeated the Summit League preseason favorite in the season opener and will play the Sun Belt favorite this Friday.

• While Texas was picked to finish third in the Big 12, it is ranked in the top 25 of both preseason polls.

• Arkansas will tip it up against four teams ranked in the Mid-Major Top 25 poll, with UT Arlington (6), Fort Wayne (15), Stephen F. Austin (18) and North Dakota State (19) all making an appearance.

Opponent	Conference	Picked
Fort Wayne	Summit League	1st
Sam Houston State	Southland	1st
UT Arlington	Sun Belt	1st
North Florida	Atlantic Sun	2nd
Stephen F. Austin	Southland	2nd
Austin Peay	Ohio Valley	2nd/West
Texas	Big 12	3rd
North Dakota State	Summit League	3rd
Mount Saint Mary's	Northeast	4th
Houston	American Athletic	4th
Southern Illinois	Missouri Valley	5th
Oklahoma State	Big 12	7th
Minnesota	Big Ten	12th

IMMEDIATE IMPACT »

In Jon Rothstein's 15 impact JUCO transfers for the 2016-17 college basketball season, Arkansas was the only program with multiple players listed as Jaylen Barford and Daryl Macon headlined the group. The duo combined to average 50.1 points per game last year, as Barford led the nation in scoring at 26.2 points per contest, while Macon was sixth at 23.9 points per game.

WATCH OUT »

With Dusty Hannahs on the watch list for the Jerry West Award as the nation's best shooting guard and Moses Kingsley in the running for the Kareem Abdul-Jabbar award as the best center in the country, Arkansas is one of seven programs in the country to put players on both watch lists.

THE ART OF ORGANIZED CHAOS »

• During the Mike Anderson era over the last five years, Arkansas is tied for fifth in the country and leads the nation among high major programs in forcing the opponent to 25-plus turnovers in a game. It's happened nine times and the Razorbacks are 9-0 in those contests. During the same span, Arkansas is 26-2 when forcing 20 turnovers in a game.

EXPERIENCE MATTERS »

The season-opening starting five of Kingsley, Thomas, Hannahs, Macon and Barford have combined to play in 376 collegiate games. The group has 13 years of college experience and four of the five players combined to average 82.5 points per game last year with Thomas sitting out due to NCAA transfer rules.

PERFECTION IN THE PALACE »

• Since Mike Anderson came back to Arkansas, the Razorbacks have the third-most home victories in the country with 81.

• Arkansas is one of four teams with 80-plus wins and fewer than 15 losses at home over the last five seasons.

DOUBLE-DOUBLE MOJO »

Moses Kingsley posted 16 double-doubles last season, the second-most of any returning high-major player in the country. Last fall he became the first player in six years to open the season with consecutive double-doubles and Friday he finished one rebound, one point and three blocks shy of a triple-double.

#PROHOGS PRODUCTION »

Arkansas has had 29 former players go on to play in the NBA, including three this season as listed below.

Player	Team	Yrs	Draft Class
Joe Johnson	Jazz	16th	2001 - 10th (BOS)
Patrick Beverley	Rockets	5th	2009 - 42nd (LAL)
Bobby Portis	Bulls	2nd	2015 - 22nd (CHI)

» PROHOGS BY THE NUMBERS »

#PROHOGS

37

» Arkansas has had 37 all-time NBA Draft selections from 35 different players in program history.

16

» The Razorbacks have 16 All-Star game appearances by Joe Johnson (7), Sidney Moncrief (5) and Alvin Robertson (4).

12

» Arkansas has 12 first round NBA Draft picks in program history with Sidney Moncrief going No. 5 overall in 1979.

RECORD BREAKDOWN

At Home (Bud Walton Arena)	1-0
At Home (Verizon Arena)	0-0
On The Road	0-0
Neutral	0-0
White Uniforms	1-0
Cardinal Uniforms	0-0
Anthraccite Uniforms	0-0

HALFTIME/LEADS/OVERTIME

Leading at the half, home	1-0
Leading at the half, road/neutral	0-0
Tied at the half, home	0-0
Tied at the half, road/neutral	0-0
Trailing at the half, home	0-0
Trailing at the half, road/neutral	0-0
Games decided by 5 points or fewer	0-0
Games decided by 10 points or fewer	1-0
Leading with 5:00 left	1-0
Leading with 2:00 left	1-0
Overtime games	0-0

OFFENSE

Scoring less than 70 points	0-0
Scoring 70-79 points	0-0
Scoring 80-89 points	0-0
Scoring 90-99 points	1-0
Scoring 100+ points	0-0
2 Players Or Less in Double Figures	0-0
3 Players in Double Figures	0-0
4 Players in Double Figures	0-0
5 Players in Double Figures	0-0
6 Players in Double Figures	1-0
7 Players in Double Figures	0-0
1 Player Scores 20 Points	1-0
2 Players Score 20 Points	0-0
When shooting 50 percent or higher	1-0
When shooting less than 50 percent	0-0

REBOUNDING/TURNOVERS

When outrebounding opponent	0-0
When outrebounded	1-0
When rebounds are even	0-0
When grabbing 10+ offensive reb	1-0
When forcing 15+ turnovers	0-0
When committing less than 15 turnovers	1-0
When committing 15+ turnovers	0-0

Top Scorers (Includes Ties)

Dusty Hannahs	1-0
--	0-0
--	0-0

Top Rebounders (Includes Ties)

Moses Kingsley	1-0
--	0-0

Months

In November	1-0
In December	0-0
In January	0-0
In February	0-0
In March	0-0

MISCELLANEOUS STATISTICS »

Double-Figure Scoring Games

Player	12-13	13-14	14-15	15-16	16-17	Career
Dusty Hannahs	7	11	--	28	1	47
Moses Kingsley	--	2	2	30	--	34
Anton Beard	--	--	8	7	1	16
Manuale Watkins	--	--	0	6	1	7
Dustin Thomas	--	1	3	--	1	5
Trey Thompson	--	--	0	2	--	2
Jaylen Barford	--	--	--	--	1	1
Daryl Macon	--	--	--	--	1	1

20-Point Scoring Games

Player	12-13	13-14	14-15	15-16	16-17	Career
Dusty Hannahs	1	1	--	13	1	16
Moses Kingsley	--	0	0	8	--	8

30-Point Scoring Games

Player	12-13	13-14	14-15	15-16	16-17	Career
Dusty Hannahs	0	0	--	1	--	1

3 + Three-Pointers in a Game

Player	12-13	13-14	14-15	15-16	16-17	Career
Dusty Hannahs	6	4	--	18	--	28
Anton Beard	--	--	2	1	--	3
Dustin Thomas	--	1	--	--	--	1

5 + Three-Pointers in a Game

Player	12-13	13-14	14-15	15-16	16-17	Career
Dusty Hannahs	--	1	--	3	--	4

Double Figure Rebounding Games

Player	12-13	13-14	14-15	15-16	16-17	Career
Moses Kingsley	--	1	0	16	--	17

Double-Doubles

Player	12-13	13-14	14-15	15-16	16-17	Career
Moses Kingsley	--	1	0	16	--	17

5 + Assist Games

Player	12-13	13-14	14-15	15-16	16-17	Career
Manuale Watkins	--	0	1	1	--	2
Moses Kingsley	--	0	1	0	--	1
Trey Thompson	--	--	0	1	--	1
Daryl Macon	--	--	--	--	1	1

3 + Steals in a Game

Player	12-13	13-14	14-15	15-16	16-17	Career
Manuale Watkins	--	0	3	3	--	6
Anton Beard	--	--	4	1	--	5
Moses Kingsley	--	0	0	3	--	3
Dusty Hannahs	0	0	--	1	--	1
Dustin Thomas	--	--	1	--	--	1
Daryl Macon	--	--	--	--	1	1

3 + Blocks in a Game

Player	12-13	13-14	14-15	15-16	16-17	Career
Moses Kingsley	--	7	5	13	1	26
Trey Thompson	--	--	0	2	--	2

RECORD WATCH IN 2016-17 »

MOSES KINGSLEY »

• 224 points shy of becoming the 40th player in school history to eclipse the 1,000 career point's mark.

• 116 made free throws shy tying Darrell Walker for 10th all-time in school history with 333 career free throws made.

• 145 free throw attempts shy tying Ronnie Brewer for 10th all-time in school history with 486 free throws attempted in a career.

• 147 rebounds shy of tying Corliss Williamson for 10th all-time in school history with 641 career rebounds.

• Kingsley currently ranks 5th all-time in school history with 170 career blocks and is 24 shy of tying Darian Townes for 4th all-time.

DUSTY HANNAHS »

• On pace to finish in the top-three in school history for career free throw percentage.

• Hannahs is on pace to break the school record for three-point field goal percentage in a career.

• 69 made three-pointers shy of tying Brandon Dean for 10th all-time in school history for made three-pointers.

• Reached the 1,000-point mark for his career last game with 462 coming at Texas Tech and 552 coming at Arkansas.

» BY THE NUMBERS »

5

» Five current Razorbacks have received SEC All-Academic honors during their career.

12

» Arkansas has had 12 current and former players graduate since May 2014, averaging four graduates per academic year.

3.0

» Over the last calendar year, the Razorbacks have had a cumulative grade point average of 3.097.

PLAY HARD ACT RIGHT

• Senior Dusty Hannahs is scheduled to graduate in December with a degree Supply Chain Management.

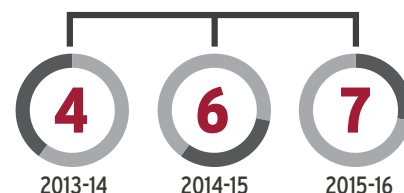
• Moses Kingsley and Manuale Watkins are slated to graduate on time this spring.

• Trey Thompson is set to graduate a year early this summer and start graduate school next fall during his senior year.

• Eleven of the 14 players had a 3.0 or higher GPA during the summer term.

17

SEC Academic Honor Roll Players over the last three seasons



» THE NATIONAL POLLS »

Associated Press Poll - (March 14)

RK	TEAM	RECORD	POINTS
1	Duke (58)	2-0	1,613
2	Kentucky (1)	2-0	1,508
3	Villanova (5)	1-0	1,492
4	Oregon	1-0	1,349
5	North Carolina	2-0	1,347
6	Indiana (1)	1-0	1,322
7	Kansas	0-1	1,206
8	Virginia	1-0	1,121
9	Wisconsin	1-0	1,097
10	Arizona	1-0	1,092
11	Xavier	1-0	1,025
12	Louisville	1-0	811
13	Michigan State	0-1	729
14	Gonzaga	1-0	725
15	Purdue	1-0	700
16	UCLA	2-0	622
17	Saint Mary's	1-0	593
18	Syracuse	1-0	551
19	West Virginia	1-0	392
20	Iowa State	1-0	254
21	Rhode Island	1-0	250
22	Creighton	1-0	232
23	Texas	1-0	230
24	Cincinnati	1-0	120
25	California	1-0	109

Others receiving votes: Dayton 102, Maryland 100, Florida State 95, San Diego State 54, **Florida 38**, Miami 38, Wichita St 37, Butler 26, NC State 23, Virginia Tech 21, **Texas A&M 16**, Notre Dame 14, Oklahoma 11, Ohio State 9, Connecticut 9, Marquette 7, Monmouth 7, Seton Hall 6, Clemson 6, Colorado 5, **Mississippi State 4**, Ohio 2, Wagner 2, SMU 1, Yale 1, Princeton 1

USA Today Coaches Poll (March 14)

RK	TEAM	RECORD	POINTS
1	Duke	2-0	786
2	Kentucky	2-0	747
3	Villanova	1-0	729
4	Oregon	1-0	655
5	Indiana	1-0	630
6	North Carolina	2-0	621
7	Virginia	1-0	592
8	Kansas	0-1	548
9	Arizona	1-0	528
10	Xavier	1-0	507
11	Wisconsin	1-0	477
12	Louisville	1-0	419
13	Michigan St	0-1	413
14	Gonzaga	1-0	401
15	Purdue	1-0	363
16	UCLA	2-0	275
17	St. Mary's	1-0	273
18	Syracuse	1-0	257
19	West Virginia	1-0	254
20	Creighton	1-0	137
21	Texas	1-0	124
22	Rhode Island	1-0	93
23	Iowa St.	1-0	92
24	Maryland	1-0	90
25	Cincinnati	1-0	73

Others receiving votes: Dayton 39; Miami (Fla.) 29; Florida State 28; California 28; **Florida 27**; San Diego State 20; Oklahoma 18; Wichita State 16; Butler 14; Colorado 13; North Carolina State 13; Notre Dame 10; Southern Methodist 10; Seton Hall 8; Long Beach State 7; Connecticut 6; Cal State Bakersfield 5; Virginia Tech 4; Utah 4; **Texas A&M 3**; Virginia Commonwealth 3; Clemson 3; Michigan 3; **Arkansas 2**; Yale 2; Pittsburgh 1.

» WEEK-BY-WEEK RANKINGS »

WEEK	AP	COACHES	NCAA RPI
Preseason	NR	RV	--
Nov. 14	NR	RV	
Nov. 21			
Nov. 28			
Dec. 5			
Dec. 12			
Dec. 19			
Dec. 26			
Jan. 2			
Jan. 9			
Jan. 16			
Jan. 23			
Jan. 30			
Feb. 6			
Feb. 13			
Feb. 20			
Feb. 27			
March 6			
March 13			
Final			

The Last time Arkansas was ranked in the AP...

Top 25:	No. 21	March 16, 2015
Top 15:	No. 15	Nov. 14, 2000
Top 10:	No. 6	1994-95 Final Poll
Top 5:	No. 5	March 7, 1995
No. 1:	No. 1	1994-95 Preseason Poll

MIKE ANDERSON



CAREER NUMBERS

At Arkansas: 103-64 (6th Year)

2016-17	»	1-0
2015-16	»	16-16
2014-15	»	27-9 (NCAA, Third Round)
2013-14	»	22-12 (NIT, Second Round)
2012-13	»	19-13
2011-12	»	18-14

At Missouri: 111-57 (5 Years)

2010-11	»	23-11 (NCAA Second Round)
2009-10	»	23-11 (NCAA Second Round)
2008-09	»	31-7 (NCAA Elite Eight)
2007-08	»	16-16
2006-07	»	18-12

At Alabama-Birmingham (UAB): 89-41 (4 Years)

2005-06	»	24-7 (NCAA First Round)
2004-05	»	22-11 (NCAA Second Round)
2003-04	»	22-10 (NCAA Sweet 16, C-USA Co-Champs)
2002-03	»	21-13 (NIT Quarterfinals)

Overall Record **303-162 (15th Year)**

IT'S A NUMBERS GAME

Postseason Tournaments

1 2 3 4 5 6 7 8 9

20-Win Seasons

1 2 3 4 5 6 7 8 9

NCAA Tournaments

1 2 3 4 5 6 7

30-Win Seasons

1

Losing Seasons

0

PERSONAL INFO

Born: Dec. 12, 1959

Hometown: Birmingham, Ala.

Alma Mater: Tulsa (1982)

Wife: Marcheita

Children: Darcheita, Michael Jr., Yvonne

Date Named Head Coach at Arkansas: March 23, 2011

HEAD COACH
6TH SEASON AT ARKANSAS
15TH SEASON OVERALL

The Razorback Nation welcomed home one of its own on March 23, 2011, when Mike Anderson was named the 12th head men's basketball coach in Arkansas history. Charged with bringing back the winning tradition that was synonymous with the Razorback program throughout the '80s and '90s, Anderson enters his sixth season at Arkansas and 15th year as a head coach in 2016-17.

After losing 72 percent of scoring production heading into the 2015-16 season, Anderson continued his history of developing players as Arkansas finished third in the Southeastern Conference in scoring at 78.2 points per game and paced the league in three-point field goal percentage, turnover margin and assist/turnover ratio. Despite dropping eight games by four points or less, Arkansas never wavered and caught fire toward the end of the season to win four of its final five regular season games and finish eighth in the SEC. The Razorbacks became one of five teams to post a .500 or better record in conference play each of the last four years.

A longtime assistant and associate head coach at Arkansas, Anderson spent a combined nine years as a head coach at the University of Alabama-Birmingham and the University of Missouri before returning to the Razorbacks.

One of just 10 current Division I head coaches with 10-plus years of experience and no losing seasons, Anderson's 14 years at the helm of a program have resulted in a 302-162 record, nine 20-win campaigns, seven NCAA Tournament appearances, two Sweet Sixteen berths and a run to the 2009 Elite Eight.

During his first five seasons at Arkansas, Anderson produced a 102-64 record and was the first head coach in program history to win 18 or more games in each of his first four years. Anderson has also re-established Bud Walton Arena as one of the toughest places to play and brought excitement back to the tradition-rich program. In his first five years, Arkansas has won 80 games (80-12) in Bud Walton Arena, including an arena-record 17 during each of his first three years. The 2012-13 squad posted just the third unbeaten SEC home record (9-0) in program history and the first since 1998. The success on-and-off the court has translated into fan support as Arkansas returned to the top 25 in national attendance the first four years, including No. 11 in 2014-15.

CONSISTENCY

Head coach Mike Anderson is one of just 10 current Division I coaches with 10-plus years of head coaching experience and no losing seasons. Anderson and Thad Matta are the only coaches to accomplish the feat during stops at three different institutions.

Coach	Schools	Yrs
Roy Williams	Kansas/UNC	27
Tom Izzo	Michigan State	20
Mark Few	Gonzaga	16
Thad Matta	Butler/Xavier/Ohio State	15
Mike Anderson	UAB/Missouri/Arkansas	14
Jamie Dixon	Pittsburgh	12
Sean Miller	Xavier/Arizona	11
Andy Kennedy	Cincinnati/Ole Miss	10
Dave Rose	BYU	10
Ben Jacobson	Northern Iowa	10

» ARKANSAS GAME HIGHS »

POINTS	92	FORT WAYNE (11/11/16)
FIELD GOALS MADE	35	FORT WAYNE (11/11/16)
FIELD GOAL ATTEMPTS	66	FORT WAYNE (11/11/16)
FIELD GOAL PERCENTAGE	.530 (35-66)	FORT WAYNE (11/11/16)
3 PT FIELD GOALS MADE	6	FORT WAYNE (11/11/16)
3 PT FG ATTEMPTS	16	FORT WAYNE (11/11/16)
3 PT FG PERCENTAGE	.375 (6-16)	FORT WAYNE (11/11/16)
FREE THROWS MADE	16	FORT WAYNE (11/11/16)
FREE THROW ATTEMPTS	24	FORT WAYNE (11/11/16)
FREE THROW PERCENTAGE	.667 (16-24)	FORT WAYNE (11/11/16)
REBOUNDS	39	FORT WAYNE (11/11/16)
ASSISTS	20	FORT WAYNE (11/11/16)
STEALS	9	FORT WAYNE (11/11/16)
BLOCKED SHOTS	9	FORT WAYNE (11/11/16)
TURNOVERS	13	FORT WAYNE (11/11/16)
FOULS	29	FORT WAYNE (11/11/16)

» ARKANSAS GAME LOWS »

POINTS	92	FORT WAYNE (11/11/16)
FIELD GOALS MADE	35	FORT WAYNE (11/11/16)
FIELD GOAL ATTEMPTS	66	FORT WAYNE (11/11/16)
FIELD GOAL PERCENTAGE	.530 (35-66)	FORT WAYNE (11/11/16)
3 PT FIELD GOALS MADE	6	FORT WAYNE (11/11/16)
3 PT FG ATTEMPTS	16	FORT WAYNE (11/11/16)
3 PT FG PERCENTAGE	.375 (6-16)	FORT WAYNE (11/11/16)
FREE THROWS MADE	16	FORT WAYNE (11/11/16)
FREE THROW ATTEMPTS	24	FORT WAYNE (11/11/16)
FREE THROW PERCENTAGE	.667 (16-24)	FORT WAYNE (11/11/16)
REBOUNDS	39	FORT WAYNE (11/11/16)
ASSISTS	20	FORT WAYNE (11/11/16)
STEALS	9	FORT WAYNE (11/11/16)
BLOCKED SHOTS	9	FORT WAYNE (11/11/16)
TURNOVERS	13	FORT WAYNE (11/11/16)
FOULS	29	FORT WAYNE (11/11/16)

» ARKANSAS INDIVIDUAL GAME HIGHS »

Points	23	Hannahs, Dusty vs Fort Wayne (11/11/16)
	13	Macon, Daryl vs Fort Wayne (11/11/16)
	12	Beard, Anton vs Fort Wayne (11/11/16)
	10	Barford, Jaylen vs Fort Wayne (11/11/16)
	10	Watkins, Manuale vs Fort Wayne (11/11/16)
	10	Thomas, Dustin vs Fort Wayne (11/11/16)
Field Goals Made	7	Hannahs, Dusty vs Fort Wayne (11/11/16)
	5	Macon, Daryl vs Fort Wayne (11/11/16)
	5	Watkins, Manuale vs Fort Wayne (11/11/16)
Field Goal Att.	17	Hannahs, Dusty vs Fort Wayne (11/11/16)
	11	Macon, Daryl vs Fort Wayne (11/11/16)
FG Pct (min 5 made)	.833 (5-6)	Watkins, Manuale vs Fort Wayne (11/11/16)
	.455 (5-11)	Macon, Daryl vs Fort Wayne (11/11/16)
3-Point FG Made	2	Macon, Daryl vs Fort Wayne (11/11/16)
	2	Beard, Anton vs Fort Wayne (11/11/16)
3-Point FG Att.	6	Macon, Daryl vs Fort Wayne (11/11/16)
	6	Hannahs, Dusty vs Fort Wayne (11/11/16)
3-Pt FG Pct (min 2 made)	.667 (2-3)	Beard, Anton vs Fort Wayne (11/11/16)
	.333 (2-6)	Macon, Daryl vs Fort Wayne (11/11/16)
Free Throws Made	8	Hannahs, Dusty vs Fort Wayne (11/11/16)
	2	Beard, Anton vs Fort Wayne (11/11/16)
	2	Thomas, Dustin vs Fort Wayne (11/11/16)
Free Throw Att.	10	Hannahs, Dusty vs Fort Wayne (11/11/16)
	3	Beard, Anton vs Fort Wayne (11/11/16)
	3	Thomas, Dustin vs Fort Wayne (11/11/16)
FT Pct (min 3 made)	.800 (8-10)	Hannahs, Dusty vs Fort Wayne (11/11/16)
Rebounds	9	Kingsley, Moses vs Fort Wayne (11/11/16)
	7	Macon, Daryl vs Fort Wayne (11/11/16)
Assists	5	Macon, Daryl vs Fort Wayne (11/11/16)
	4	Barford, Jaylen vs Fort Wayne (11/11/16)
Steals	4	Macon, Daryl vs Fort Wayne (11/11/16)
	2	Beard, Anton vs Fort Wayne (11/11/16)
Blocked Shots	7	Kingsley, Moses vs Fort Wayne (11/11/16)
	2	Thompson, Trey vs Fort Wayne (11/11/16)
Turnovers	4	Macon, Daryl vs Fort Wayne (11/11/16)
	3	Thomas, Dustin vs Fort Wayne (11/11/16)
Fouls	5	Thomas, Dustin vs Fort Wayne (11/11/16)
	4	Beard, Anton vs Fort Wayne (11/11/16)
	4	Kingsley, Moses vs Fort Wayne (11/11/16)
Minutes	33	Macon, Daryl vs Fort Wayne (11/11/16)
	30	Hannahs, Dusty vs Fort Wayne (11/11/16)
	28	Kingsley, Moses vs Fort Wayne (11/11/16)
	27	Barford, Jaylen vs Fort Wayne (11/11/16)
	27	Watkins, Manuale vs Fort Wayne (11/11/16)

STARTING LINEUPS »

Date	Opponent	G	G	G	F	F	Outcome
Nov. 11	Fort Wayne	Barford	Macon	Hannahs	Thomas	Kingsley	W, 92-83
Nov. 14	Southern Illinois	--	--	--	--	--	--
Nov. 18	UT Arlington	--	--	--	--	--	--
Nov. 22	at Minnesota	--	--	--	--	--	--
Nov. 28	Mount Saint Mary's	--	--	--	--	--	--
Dec. 1	Stephen F. Austin	--	--	--	--	--	--
Dec. 3	Austin Peay	--	--	--	--	--	--
Dec. 6	Houston	--	--	--	--	--	--
Dec. 10	North Florida	--	--	--	--	--	--
Dec. 17	Texas^	--	--	--	--	--	--
Dec. 20	North Dakota State	--	--	--	--	--	--
Dec. 22	Sam Houston State#	--	--	--	--	--	--
Dec. 29	Florida*	--	--	--	--	--	--
Jan. 3	at Tennessee*	--	--	--	--	--	--
Jan. 7	at Kentucky*	--	--	--	--	--	--
Jan. 10	Mississippi State*	--	--	--	--	--	--
Jan. 14	Missouri*	--	--	--	--	--	--
Jan. 17	at Texas A&M*	--	--	--	--	--	--
Jan. 21	LSU*	--	--	--	--	--	--
Jan. 24	at Vanderbilt*	--	--	--	--	--	--
Jan. 28	at Oklahoma State%	--	--	--	--	--	--
Feb. 1	Alabama*	--	--	--	--	--	--
Feb. 4	at Missouri*	--	--	--	--	--	--
Feb. 7	Vanderbilt*	--	--	--	--	--	--
Feb. 11	at LSU*	--	--	--	--	--	--
Feb. 15	at South Carolina*	--	--	--	--	--	--
Feb. 18	Ole Miss*	--	--	--	--	--	--
Feb. 22	Texas A&M*	--	--	--	--	--	--
Feb. 25	at Auburn*	--	--	--	--	--	--
March 1	at Florida*	--	--	--	--	--	--
March 4	Georgia*	--	--	--	--	--	--

at Verizon Arena (North Little Rock, Ark.)

^ Lone Star Shootout (Houston, Texas)

% Big12/SEC Challenge

* SEC Game

Date	Opponent	Largest Lead	Largest Deficit	Time Led	Time Trailed	Time Tied	Outcome
Nov. 11	Fort Wayne	15 (2nd - 2:42)	6 (1st - 8:06)	31:22	7:16	0:52	W, 92-83
Nov. 14	Southern Illinois	--	--	--	--	--	--
Nov. 18	UT Arlington	--	--	--	--	--	--
Nov. 22	at Minnesota	--	--	--	--	--	--
Nov. 28	Mount Saint Mary's	--	--	--	--	--	--
Dec. 1	Stephen F. Austin	--	--	--	--	--	--
Dec. 3	Austin Peay	--	--	--	--	--	--
Dec. 6	Houston	--	--	--	--	--	--
Dec. 10	North Florida	--	--	--	--	--	--
Dec. 17	Texas^	--	--	--	--	--	--
Dec. 20	North Dakota State	--	--	--	--	--	--
Dec. 22	Sam Houston State#	--	--	--	--	--	--
Dec. 29	Florida*	--	--	--	--	--	--
Jan. 3	at Tennessee*	--	--	--	--	--	--
Jan. 7	at Kentucky*	--	--	--	--	--	--
Jan. 10	Mississippi State*	--	--	--	--	--	--
Jan. 14	Missouri*	--	--	--	--	--	--
Jan. 17	at Texas A&M*	--	--	--	--	--	--
Jan. 21	LSU*	--	--	--	--	--	--
Jan. 24	at Vanderbilt*	--	--	--	--	--	--
Jan. 28	at Oklahoma State%	--	--	--	--	--	--
Feb. 1	Alabama*	--	--	--	--	--	--
Feb. 4	at Missouri*	--	--	--	--	--	--
Feb. 7	Vanderbilt*	--	--	--	--	--	--
Feb. 11	at LSU*	--	--	--	--	--	--
Feb. 15	at South Carolina*	--	--	--	--	--	--
Feb. 18	Ole Miss*	--	--	--	--	--	--
Feb. 22	Texas A&M*	--	--	--	--	--	--
Feb. 25	at Auburn*	--	--	--	--	--	--
March 1	at Florida*	--	--	--	--	--	--
March 4	Georgia*	--	--	--	--	--	--

at Verizon Arena (North Little Rock, Ark.)

^ Lone Star Shootout (Houston, Texas)

% Big12/SEC Challenge

* SEC Game

at guard... a **six-three** junior... from Jackson, **Tennessee**... number **zero**...

JAYLEN BARFORD



» @JBarford1 NEWS & NOTES »

- Junior college transfer from Motlow State Community College.
- Ranked at the No. 1 junior college transfer in the 2016 class.
- Named one of 15 Impact JUCO Transfers by Jon Rothstein.
- Led the nation last year in scoring at 26.2 points per game and paced the country in field goals made (310-527) and total point (837).
- Scored 20+ points 31 times in JUCO, 30+ 12 times.
- Was named First Team All-American and TCCAA Player of the Year last season.

» GAME-BY-GAME STATS »

Opponent	Date	gs	min	Total		3-Pointers		Free throws		Rebounds				pf	a	t/o	blk	stl	pts	avg
				fg-fga	pct	3fg-fga	pct	ft-fa	pct	off	def	tot	avg							
FORT WAYNE	11/11/16	*	27	4-9	.444	1-1	1.000	1-2	.500	1	4	5	5.0	3	4	2	0	1	10	10.0
Totals		1	27	4-9	.444	1-1	1.000	1-2	.500	1	4	5	5.0	3	4	2	0	1	10	10.0

Games played: 1
Minutes/game: 27.0
Points/game: 10.0
FG Pct: 44.4
3FG Pct: 100.0
FT Pct: 50.0

Rebounds/game: 5.0
Assists/game: 4.0
Turnovers/game: 2.0
Assist/turnover ratio: 2.0
Steals/game: 1.0

» SEASON/CAREER HIGHS »

POINTS

Season: 10 vs. Fort Wayne (11/11/16)

Career: 10 vs. Fort Wayne (11/11/16)

FIELD GOALS

Season: 4 vs. Fort Wayne (11/11/16)

Career: 4 vs. Fort Wayne (11/11/16)

FIELD GOALS ATTEMPTED

Season: 9 vs. Fort Wayne (11/11/16)

Career: 9 vs. Fort Wayne (11/11/16)

3-POINT FIELD GOALS

Season: 1 vs. Fort Wayne (11/11/16)

Career: 1 vs. Fort Wayne (11/11/16)

3-POINT FG ATTEMPTS

Season: 1 vs. Fort Wayne (11/11/16)

Career: 1 vs. Fort Wayne (11/11/16)

FREE THROWS MADE

Season: 1 vs. Fort Wayne (11/11/16)

Career: 1 vs. Fort Wayne (11/11/16)

FREE THROWS ATTEMPTS

Season: 2 vs. Fort Wayne (11/11/16)

Career: 2 vs. Fort Wayne (11/11/16)

REBOUNDS

Season: 5 vs. Fort Wayne (11/11/16)

Career: 5 vs. Fort Wayne (11/11/16)

ASSISTS

Season: 4 vs. Fort Wayne (11/11/16)

Career: 4 vs. Fort Wayne (11/11/16)

STEALS

Season: 1 vs. Fort Wayne (11/11/16)

Career: 1 vs. Fort Wayne (11/11/16)

BLOCKS

Season: --

Career: --

MINUTES

Season: 27 vs. Fort Wayne (11/11/16)

Career: 27 vs. Fort Wayne (11/11/16)

» CAREER STATISTICS AT ARKANSAS »

			Total		3-Point		F-Throws		Rebounds											Scoring	
Season	gp-gs	min/avg	fg-fga	pct	fg-fga	pct	ft-fa	pct	off	def	tot	avg	pf	fo	ast	to	blk	stl	pts	avg	
2016-17	1-1	27/27.0	4-9	.444	1-1	1.000	1-2	.500	1	4	5	5.0	3	0	4	2	0	1	10	10.0	
TOTAL	1-1	27/27.0	4-9	.444	1-1	1.000	1-2	.500	1	4	5	5.0	3	0	4	2	0	1	10	10.0	

at forward... a six-nine junior... from Madison, Arkansas... number one...

TREY THOMPSON



>> @T_Top24 NEWS & NOTES »

- Scheduled to graduate early in December with a degree in recreation and sport management.
- Averaged 3.1 points and 4.3 rebounds per game last season as a sophomore.
- Scored a career high 13 points against LSU (2/23/16) after going a perfect 6-6 from the field.
- Recorded a career high nine rebounds and four blocked shots against Texas Tech last season (1/30/16).
- Went to high school with teammate RJ Glasper.

>> GAME-BY-GAME STATS »

Opponent	Date	gs	min	Total fg-fga	pct	3-Pointers 3fg-fga	pct	Free throws ft-fa	pct	Rebounds off	def	tot	avg	pf	a	t/o	blk	stl	pts	avg
FORT WAYNE	11/11/16		13	2-2	1.000	0-0	.000	1-2	.500	0	4	4	4.0	3	1	0	2	0	5	5.0
Totals		0	13	2-2	1.000	0-0	.000	1-2	.500	0	4	4	4.0	3	1	0	2	0	5	5.0

Games played: 1
Minutes/game: 13.0
Points/game: 5.0
FG Pct: 100.0
FT Pct: 50.0

Rebounds/game: 4.0
Assists/game: 1.0
Assist/turnover ratio: 99.9
Blocks/game: 2.0

>> SEASON/CAREER HIGHS »

POINTS

Season: 5 vs. Fort Wayne (11/11/16)

Career: 13 vs. LSU (Feb. 23, 2016)

FIELD GOALS

Season: 2 vs. Fort Wayne (11/11/16)

Career: 6 vs. LSU (Feb. 23, 2016)

FIELD GOALS ATTEMPTED

Season: 2 vs. Fort Wayne (11/11/16)

Career: 7 vs. Tennessee Tech (Dec. 12, 2015)

3-POINT FIELD GOALS

Season: --

Career: --

3-POINT FG ATTEMPTS

Season: --

Career: --

FREE THROWS MADE

Season: 1 vs. Fort Wayne (11/11/16)

Career: 4 at Texas A&M (Jan. 2, 2016)

FREE THROWS ATTEMPTS

Season: 2 vs. Fort Wayne (11/11/16)

Career: 5 at Texas A&M (Jan. 2, 2016)

REBOUNDS

Season: 4 vs. Fort Wayne (11/11/16)

Career: 9 vs. Texas Tech (Jan. 30, 2016)

ASSISTS

Season: 1 vs. Fort Wayne (11/11/16)

Career: 5 vs. North Florida (Dec. 22, 2015)

STEALS

Season: --

Career: 1, 14x, last vs. South Carolina (March 5, 2016)

BLOCKS

Season: 2 vs. Fort Wayne (11/11/16)

Career: 4 vs. Texas Tech (Jan. 30, 2016)

MINUTES

Season: 13 vs. Fort Wayne (11/11/16)

Career: 29 vs. LSU (Feb. 23, 2016)

>> CAREER STATISTICS AT ARKANSAS »

Season	gp-gs	min/avg	Total fg-fga	pct	3-Point fg-fga	pct	F-Throws ft-fa	pct	Rebounds off	def	tot	avg	pf	fo	ast	to	blk	stl	Scoring pts	avg
2014-15	14-0	33/2.4	1-5	.200	0-0	.000	3-3	1.000	3	3	6	0.4	3	0	1	4	1	1	5	0.4
2015-16	29-1	503/17.3	37-61	.607	0-0	.000	16-31	.516	28	96	124	4.3	88	6	36	33	27	13	90	3.1
2016-17	1-0	13/13.0	2-2	1.000	0-0	.000	1-2	.500	0	4	4	4.0	3	0	1	0	2	0	5	5.0
TOTAL	44-1	549/12.5	40-68	.588	0-0	.000	20-36	.556	31	103	134	3.0	94	6	38	37	30	14	100	2.3

at forward... a **six-six** freshman... from Campti, **Louisiana**... number **two**...

ADRIOBAILEY



» @AdrioBailey NEWS & NOTES »

- Ranked the No. 11 player in the state of Louisiana.
- Ranked the No. 50 small forward in the 2016 class by Rivals.com.
- Averaged 19.5 points, 12.7 rebounds and 3.9 blocks per game last season as a senior in high school.

» GAME-BY-GAME STATS »

Opponent	Date	gs	min	Total fg-fga	pct	3-Pointers 3fg-fga	pct	Free throws ft-fa	pct	Rebounds off	def	tot	avg	pf	a	t/o	blk	stl	pts	avg
FORT WAYNE	11/11/16	3		0-0	.000	0-0	.000	0-0	.000	0	1	1	1.0	1	0	1	0	0	0	0.0
Totals		0	3	0-0	.000	0-0	.000	0-0	.000	0	1	1	1.0	1	0	1	0	0	0	0.0

Games played: 1
Minutes/game: 3.0

Rebounds/game: 1.0
Turnovers/game: 1.0

» SEASON/CAREER HIGHS »

POINTS

Season: --
Career: --

FIELD GOALS

Season: --
Career: --

FIELD GOALS ATTEMPTED

Season: --
Career: --

3-POINT FIELD GOALS

Season: --
Career: --

3-POINT FG ATTEMPTS

Season: --
Career: --

FREE THROWS MADE

Season: --
Career: --

FREE THROWS ATTEMPTS

Season: --
Career: --

REBOUNDS

Season: 1 vs. Fort Wayne (11/11/16)
Career: 1 vs. Fort Wayne (11/11/16)

ASSISTS

Season: --
Career: --

STEALS

Season: --
Career: --

BLOCKS

Season: --
Career: --

MINUTES

Season: 3 vs. Fort Wayne (11/11/16)
Career: 3 vs. Fort Wayne (11/11/16)

» CAREER STATISTICS AT ARKANSAS »

Season	gp-gs	min/avg	Total fg-fga	pct	3-Point fg-fga	pct	F-Throws ft-fa	pct	Rebounds off	def	tot	avg	pf	fo	ast	to	blk	stl	Scoring pts	avg
2016-17	1-0	3/3.0	0-0	.000	0-0	.000	0-0	.000	0	1	1	1.0	1	0	0	1	0	0	0	0.0
TOTAL	1-0	3/3.0	0-0	.000	0-0	.000	0-0	.000	0	1	1	1.0	1	0	0	1	0	0	0	0.0

at guard... a **six-three** redshirt-senior... from Little Rock, **Arkansas**... number **three**...

DUSTY HANNAHS



» @D_Hannahs NEWS & NOTES »

- Reached the 1,000 point club in the season opener. He had 462 points at Texas Tech and now 552 at Arkansas for 1,014 points in 96 games, averaging 10.5 points per contest.
- Named to the Preseason Second Team All-SEC as voted on by the league coaches.
- One of 20 players on the Jerry West Shooting Guard of the Year Award watch list.
- Ranked No. 97 player in the nation by CBS Sports.
- Leads all returners in the SEC in three-point field goals made (81) and three-point field goal percentage (.433).
- Averaged 14.5 points per game in the two exhibitions.

» GAME-BY-GAME STATS »

Opponent	Date	gs	min	Total		3-Pointers		Free throws		Rebounds				pf	a	t/o	blk	stl	pts	avg
				fg-fga	pct	3fg-fga	pct	ft-fa	pct	off	def	tot	avg							
FORT WAYNE	11/11/16	*	30	7-17	.412	1-6	.167	8-10	.800	1	0	1	1.0	1	2	1	0	1	23	23.0
Totals		1	30	7-17	.412	1-6	.167	8-10	.800	1	0	1	1.0	1	2	1	0	1	23	23.0

Games played: 1
Minutes/game: 30.0
Points/game: 23.0
FG Pct: 41.2
3FG Pct: 16.7
FT Pct: 80.0

Rebounds/game: 1.0
Assists/game: 2.0
Turnovers/game: 1.0
Assist/turnover ratio: 2.0
Steals/game: 1.0

» SEASON/CAREER HIGHS »

POINTS

Season: 23 vs. Fort Wayne (11/11/16)
Career: 33 vs. Florida (March 10, 2016)

FIELD GOALS

Season: 7 vs. Fort Wayne (11/11/16)
Career: 12 vs. Florida (March 10, 2016)

FIELD GOALS ATTEMPTED

Season: 17 vs. Fort Wayne (11/11/16)
Career: 23 vs. Florida (March 10, 2016)

3-POINT FIELD GOALS

Season: 1 vs. Fort Wayne (11/11/16)
Career: 8 vs. Mississippi State (Jan. 9, 2016)

3-POINT FG ATTEMPTS

Season: 6 vs. Fort Wayne (11/11/16)
Career: 13 vs. Mississippi State (Jan. 9, 2015)

FREE THROWS MADE

Season: 8 vs. Fort Wayne (11/11/16)
Career: 10 vs. Evansville (Dec. 8, 2015)

FREE THROWS ATTEMPTS

Season: 10 vs. Fort Wayne (11/11/16)
Career: 10, 3x, last vs. Fort Wayne (11/11/16)

REBOUNDS

Season: 1 vs. Fort Wayne (11/11/16)
Career: 6, 2x, last vs. Missouri (Feb. 20, 2016)

ASSISTS

Season: 2 vs. Fort Wayne (11/11/16)
Career: 6 at West Virginia (Jan. 22, 2014)^

STEALS

Season: 1 vs. Fort Wayne (11/11/16)
Career: 3, 2x, last vs. Mississippi State (Jan. 9, 2015)

BLOCKS

Season: --
Career: 1, 2x, last at Arizona State (Dec. 21, 2013)^

MINUTES

Season: 30 vs. Fort Wayne (11/11/16)
Career: 40 vs. Texas Tech (Jan. 30, 2016)

^ - at Texas Tech

» CAREER STATISTICS AT ARKANSAS »

Season	gp-gs	min/avg	Total		3-Point		F-Throws		Rebounds				Scoring							
			fg-fga	pct	fg-fga	pct	ft-fa	pct	off	def	tot	avg	pf	fo	ast	to	blk	stl	pts	avg
2015-16	32-20	866/27.1	174-380	.458	81-187	.433	100-115	.870	19	58	77	2.4	68	0	29	41	0	20	529	16.5
2016-17	1-1	30/30.0	7-17	.412	1-6	.167	8-10	.800	1	0	1	1.0	1	0	2	1	0	1	23	23.0
TOTAL	33-21	896/27.2	181-397	.456	82-193	.425	108-125	.864	20	58	78	2.4	69	0	31	42	0	21	552	16.7

at guard... a **six-three** junior... from Little Rock, **Arkansas**... number **four**...

DARYL MACON



>> @YoD4__ NEWS & NOTES »

- Junior college transfer from Holmes Community College.
- Ranked as the No. 3 junior college transfer in the 2016 class.
- Named one of 15 Impact JUCO Transfers by Jon Rothstein.
- Averaged 23.9 points, 3.7 rebounds, and 3.2 assists per game as a sophomore at Holmes CC.
- Reached double figures 17 of 18 games last season, while scoring 20+ 12 times.

>> GAME-BY-GAME STATS »

Opponent	Date	gs	min	Total		3-Pointers		Free throws		Rebounds				pf	a	t/o	blk	stl	pts	avg
				fg-fga	pct	3fg-fga	pct	ft-fa	pct	off	def	tot	avg							
FORT WAYNE	11/11/16	*	33	5-11	.455	2-6	.333	1-2	.500	2	5	7	7.0	3	5	4	0	4	13	13.0
Totals		1	33	5-11	.455	2-6	.333	1-2	.500	2	5	7	7.0	3	5	4	0	4	13	13.0

Games played: 1
Minutes/game: 33.0
Points/game: 13.0
FG Pct: 45.5
3FG Pct: 33.3
FT Pct: 50.0

Rebounds/game: 7.0
Assists/game: 5.0
Turnovers/game: 4.0
Assist/turnover ratio: 1.3
Steals/game: 4.0

>> SEASON/CAREER HIGHS »

POINTS

Season: 13 vs. Fort Wayne (11/11/16)
Career: 13 vs. Fort Wayne (11/11/16)

FIELD GOALS

Season: 5 vs. Fort Wayne (11/11/16)
Career: 5 vs. Fort Wayne (11/11/16)

FIELD GOALS ATTEMPTED

Season: 11 vs. Fort Wayne (11/11/16)
Career: 11 vs. Fort Wayne (11/11/16)

3-POINT FIELD GOALS

Season: 2 vs. Fort Wayne (11/11/16)
Career: 2 vs. Fort Wayne (11/11/16)

3-POINT FG ATTEMPTS

Season: 6 vs. Fort Wayne (11/11/16)
Career: 6 vs. Fort Wayne (11/11/16)

FREE THROWS MADE

Season: 1 vs. Fort Wayne (11/11/16)
Career: 1 vs. Fort Wayne (11/11/16)

FREE THROWS ATTEMPTS

Season: 2 vs. Fort Wayne (11/11/16)
Career: 2 vs. Fort Wayne (11/11/16)

REBOUNDS

Season: 7 vs. Fort Wayne (11/11/16)
Career: 7 vs. Fort Wayne (11/11/16)

ASSISTS

Season: 5 vs. Fort Wayne (11/11/16)
Career: 5 vs. Fort Wayne (11/11/16)

STEALS

Season: 4 vs. Fort Wayne (11/11/16)
Career: 4 vs. Fort Wayne (11/11/16)

BLOCKS

Season: --
Career: --

MINUTES

Season: 33 vs. Fort Wayne (11/11/16)
Career: 33 vs. Fort Wayne (11/11/16)

>> CAREER STATISTICS AT ARKANSAS »

			Total		3-Point		F-Throws		Rebounds											Scoring	
Season	gp-gs	min/avg	fg-fga	pct	fg-fga	pct	ft-fa	pct	off	def	tot	avg	pf	fo	ast	to	blk	stl	pts	avg	
2016-17	1-1	33/33.0	5-11	.455	2-6	.333	1-2	.500	2	5	7	7.0	3	0	5	4	0	4	13	13.0	
TOTAL	1-1	33/33.0	5-11	.455	2-6	.333	1-2	.500	2	5	7	7.0	3	0	5	4	0	4	13	13.0	

at forward... a six-eight junior... from St. Louis, Missouri... number five...

ARLANDO COOK



@ ballxbooks NEWS & NOTES »

- Junior college transfer from Connors State College
- Ranked as the No. 6 junior college transfer in the 2016 class.
- Averaged 16.0 points and 10.1 rebounds per game last season as a sophomore at Connors State College.
- Totaled 15 double-doubles, eight 20-point games and 16 10+ rebound performances last season.

» GAME-BY-GAME STATS »

Opponent	Date	gs	min	Total fg-fga	pct	3-Pointers 3fg-fga	pct	Free throws ft-fa	pct	Rebounds off	def	tot	avg	pf	a	t/o	blk	stl	pts	avg
FORT WAYNE	11/11/16	5		0-0	.000	0-0	.000	0-0	.000	0	0	0	0.0	3	0	2	0	0	0	0.0
Totals		0	5	0-0	.000	0-0	.000	0-0	.000	0	0	0	0.0	3	0	2	0	0	0	0.0

Games played: 1
Minutes/game: 5.0

Turnovers/game: 2.0

» SEASON/CAREER HIGHS »

POINTS

Season: --
Career: --

FIELD GOALS

Season: --
Career: --

FIELD GOALS ATTEMPTED

Season: --
Career: --

3-POINT FIELD GOALS

Season: --
Career: --

3-POINT FG ATTEMPTS

Season: --
Career: --

FREE THROWS MADE

Season: --
Career: --

FREE THROWS ATTEMPTS

Season: --
Career: --

REBOUNDS

Season: --
Career: --

ASSISTS

Season: --
Career: --

STEALS

Season: --
Career: --

BLOCKS

Season: --
Career: --

MINUTES

Season: 5 vs. Fort Wayne (11/11/16)
Career: 5 vs. Fort Wayne (11/11/16)

» CAREER STATISTICS AT ARKANSAS »

Season	gp-gs	min/avg	Total fg-fga	pct	3-Point fg-fga	pct	F-Throws ft-fa	pct	Rebounds off	def	tot	avg	pf	fo	ast	to	blk	stl	Scoring pts	avg
2016-17	1-0	5/5.0	0-0	.000	0-0	.000	0-0	.000	0	0	0	0.0	3	0	0	2	0	0	0	0.0
TOTAL	1-0	5/5.0	0-0	.000	0-0	.000	0-0	.000	0	0	0	0.0	3	0	0	2	0	0	0	0.0

at **forward**... a **six-eight** freshman... from Fort Wayne, **Indiana**... number **twelve**...

BRACHENHAZEN



» @Brachen_ NEWS & NOTES »

- Ranked the No. 7 player in the state of Indiana.
- No. 50 small forward in the 2016 class by 247Sports.
- Averaged 16.1 points, 9.3 rebounds, 2.6 assists, 1.4 steals and 1.8 blocks per game as a senior at Columbia City High School.

» GAME-BY-GAME STATS »

» SEASON/CAREER HIGHS »

POINTS

Season:

Career:

FIELD GOALS

Season:

Career:

FIELD GOALS ATTEMPTED

Season:

Career:

3-POINT FIELD GOALS

Season:

Career:

3-POINT FG ATTEMPTS

Season:

Career:

FREE THROWS MADE

Season:

Career:

FREE THROWS ATTEMPTS

Season:

Career:

REBOUNDS

Season:

Career:

ASSISTS

Season:

Career:

STEALS

Season:

Career:

BLOCKS

Season:

Career:

MINUTES

Season:

Career:

at **forward**... a **six-eight** redshirt junior... from Texarkana, **Texas**... number **thirteen**...

DUSTIN THOMAS



» @YehThatsMe_DT13 NEWS & NOTES »

- Sat out the season due to NCAA four-year transfer rules.
- Averaged 4.0 points and 2.5 rebounds per game over two years at Colorado.
- Averaged 6.0 points and 4.0 rebounds in the two exhibition games.
- Scored a career high 17 points and three steals against Southern California his sophomore year.

» GAME-BY-GAME STATS »

Opponent	Date	gs	min	Total		3-Pointers		Free throws		Rebounds				pf	a	t/o	blk	stl	pts	avg
				fg-fga	pct	3fg-fga	pct	ft-fa	pct	off	def	tot	avg							
FORT WAYNE	11/11/16	*	18	4-6	.667	0-0	.000	2-3	.667	1	5	6	6.0	5	0	3	0	0	10	10.0
Totals		1	18	4-6	.667	0-0	.000	2-3	.667	1	5	6	6.0	5	0	3	0	0	10	10.0

Games played: 1
Minutes/game: 18.0
Points/game: 10.0
FG Pct: 66.7
FT Pct: 66.7

Rebounds/game: 6.0
Turnovers/game: 3.0

» SEASON/CAREER HIGHS »

POINTS

Season: 10 vs. Fort Wayne (11/11/16)

Career: 17 vs. USC (Jan. 4, 2015)^

FIELD GOALS

Season: 4 vs. Fort Wayne (11/11/16)

Career: 5 (3x) last vs. Arizona State (March 1, 2015)^

FIELD GOALS ATTEMPTED

Season: 6 vs. Fort Wayne (11/11/16)

Career: 8 vs. Jackson State (Nov. 16, 2013)^

3-POINT FIELD GOALS

Season: --

Career: 3 vs. USC (Jan. 4, 2015)^

3-POINT FG ATTEMPTS

Season: --

Career: 3 (3x) last vs. USC (Jan. 4, 2015)^

FREE THROWS MADE

Season: 2 vs. Fort Wayne (11/11/16)

Career: 5 vs. Elon (Dec. 13, 2013)^

FREE THROWS ATTEMPTS

Season: 3 vs. Fort Wayne (11/11/16)

Career: 8 vs. Elon (Dec. 13, 2013)^

REBOUNDS

Season: 6 vs. Fort Wayne (11/11/16)

Career: 7 vs. Drexel (Nov. 14, 2014)^

ASSISTS

Season: --

Career: 4 vs. Drexel (Nov. 14, 2014)^

STEALS

Season: --

Career: 3 vs. USC (Jan. 4, 2015)^

BLOCKS

Season: --

Career: 2 (2x) last vs. California (Feb. 12, 2015)^

MINUTES

Season: 18 vs. Fort Wayne (11/11/16)

Career: 30 at UCLA (Jan. 31, 2015)^

^ - at Colorado

» CAREER STATISTICS AT ARKANSAS »

			Total		3-Point		F-Throws		Rebounds											Scoring	
Season	gp-gs	min/avg	fg-fga	pct	fg-fga	pct	ft-fa	pct	off	def	tot	avg	pf	fo	ast	to	blk	stl	pts	avg	
2016-17	1-1	18/18.0	4-6	.667	0-0	.000	2-3	.667	1	5	6	6.0	5	1	0	3	0	0	10	10.0	
TOTAL	1-1	18/18.0	4-6	.667	0-0	.000	2-3	.667	1	5	6	6.0	5	1	0	3	0	0	10	10.0	

at guard... a **six-three** senior... from Fayetteville, **Arkansas**... number **twenty-one**...

MANNY WATKINS



» @ManualeWatkins NEWS & NOTES »

- After having six double-digit scoring efforts in his first 76 games, he opened the 2016-17 campaign with a 10-point effort against Fort Wayne.
- Son of Associate Head Coach Melvin Watkins.
- Averaged 5.1 points and 3.0 rebounds per game as a junior.
- Averaged 11 points and 6.0 rebounds in the two exhibition games.

» GAME-BY-GAME STATS »

Opponent	Date	gs	min	Total fg-fga	pct	3-Pointers 3fg-fga	pct	Free throws ft-fa	pct	Rebounds off	def	tot	avg	pf	a	t/o	blk	stl	pts	avg
FORT WAYNE	11/11/16		27	5-6	.833	0-0	.000	0-0	.000	0	3	3	3.0	2	2	0	0	0	10	10.0
Totals		0	27	5-6	.833	0-0	.000	0-0	.000	0	3	3	3.0	2	2	0	0	0	10	10.0

Games played: 1
Minutes/game: 27.0
Points/game: 10.0
FG Pct: 83.3

Rebounds/game: 3.0
Assists/game: 2.0
Assist/turnover ratio: 99.9

» SEASON/CAREER HIGHS »

POINTS

Season: 10 vs. Fort Wayne (11/11/16)
Career: 14, 2x, last at Wake Forest (Dec. 4, 2015)

FIELD GOALS

Season: 5 vs. Fort Wayne (11/11/16)
Career: 6 at Wake Forest (Dec. 4, 2015)

FIELD GOALS ATTEMPTED

Season: 6 vs. Fort Wayne (11/11/16)
Career: 10 at Texas A&M (Jan. 2, 2016)

3-POINT FIELD GOALS

Season: --
Career: --

3-POINT FG ATTEMPTS

Season: --
Career: 2 vs. Iona (Nov. 30, 2014)

FREE THROWS MADE

Season: --
Career: 4 vs. Charleston Southern (Nov. 20, 2015)

FREE THROWS ATTEMPTS

Season: --
Career: 4, 6x, last vs. Tennessee (Feb. 6, 2016)

REBOUNDS

Season: 3 vs. Fort Wayne (11/11/16)
Career: 9 vs. Northwestern State (Dec. 1, 2015)

ASSISTS

Season: 2 vs. Fort Wayne (11/11/16)
Career: 5, 2x, last vs. Northwestern State (Dec. 1, 2015)

STEALS

Season: --
Career: 5 vs. Wake Forest (Nov. 19, 2014)

BLOCKS

Season: --
Career: 1, 3x, last vs. Auburn (Feb. 17, 2016)

MINUTES

Season: 27 vs. Fort Wayne (11/11/16)
Career: 36 at Dayton (Dec. 30, 2015)

» CAREER STATISTICS AT ARKANSAS »

Season	gp-gs	min/avg	Total fg-fga	pct	3-Point fg-fga	pct	F-Throws ft-fa	pct	Rebounds off	def	tot	avg	pf	fo	ast	to	blk	stl	Scoring pts	avg
2013-14	8-0	27/3.4	2-3	.667	0-0	.000	1-2	.500	1	3	4	0.5	2	0	1	2	0	3	5	0.6
2014-15	36-0	502/13.9	38-68	.559	0-7	.000	17-24	.708	17	56	73	2.0	54	0	39	28	0	37	93	2.6
2015-16	32-9	629/19.7	69-145	.476	0-1	.000	25-46	.543	29	67	96	3.0	55	1	66	24	3	28	163	5.1
2016-17	1-0	27/27.0	5-6	.833	0-0	.000	0-0	.000	0	3	3	3.0	2	0	2	0	0	0	10	10.0
TOTAL	77-9	1185/15.4	114-222	.514	0-8	.000	43-72	.597	47	129	176	2.3	113	1	108	54	3	68	271	3.5

at guard... a **six-five** freshman... from Birmingham, **Alabama**... number **twenty-three**...

C.J. JONES



» @CJ_Jones2 NEWS & NOTES »

- Sat out the season opener due to an injury (sprained knee).
- Ranked as the No. 6 player in the state of Alabama.
- Led his high school team in scoring his final two seasons.
- Averaged 28 points, 6 rebounds, 4 assists and 3 steals per game as a senior.

» GAME-BY-GAME STATS »

» SEASON/CAREER HIGHS »

POINTS

Season:

Career:

FIELD GOALS

Season:

Career:

FIELD GOALS ATTEMPTED

Season:

Career:

3-POINT FIELD GOALS

Season:

Career:

3-POINT FG ATTEMPTS

Season:

Career:

FREE THROWS MADE

Season:

Career:

FREE THROWS ATTEMPTS

Season:

Career:

REBOUNDS

Season:

Career:

ASSISTS

Season:

Career:

STEALS

Season:

Career:

BLOCKS

Season:

Career:

MINUTES

Season:

Career:

at guard... a **six-foot** junior... from North Little Rock, **Arkansas**... number **thirty one**...

ANTON BEARD



» @AntonBeard31 NEWS & NOTES »

- Provided a spark off the bench in the season opener with 12 points and 3 assists in 16 minutes of action.
- 5 of 7 double-digit efforts last season came against SEC opponents.
- Had a 2.4 assist/turnover ratio last season.
- Scored a career high 18 points at Georgia (1/23/16) last season on 5 of 9 shooting from the field.

» GAME-BY-GAME STATS »

Opponent	Date	gs	min	Total fg-fga	pct	3-Pointers 3fg-fga	pct	Free throws ft-fa	pct	Rebounds off	def	tot	avg	pf	a	t/o	blk	stl	pts	avg
FORT WAYNE	11/11/16		16	4-6	.667	2-3	.667	2-3	.667	0	1	1	1.0	4	3	0	0	2	12	12.0
Totals		0	16	4-6	.667	2-3	.667	2-3	.667	0	1	1	1.0	4	3	0	0	2	12	12.0

Games played: 1
Minutes/game: 16.0
Points/game: 12.0
FG Pct: 66.7
3FG Pct: 66.7
FT Pct: 66.7

Rebounds/game: 1.0
Assists/game: 3.0
Assist/turnover ratio: 99.9
Steals/game: 2.0

» SEASON/CAREER HIGHS »

POINTS

Season: 12 vs. Fort Wayne (11/11/16)
Career: 18 at Georgia (Jan. 23, 2016)

FIELD GOALS

Season: 4 vs. Fort Wayne (11/11/16)
Career: 5, 4x, last at Missouri (Jan. 12, 2016)

FIELD GOALS ATTEMPTED

Season: 5 vs. Fort Wayne (11/11/16)
Career: 13 at Dayton (Dec. 30, 2015)

3-POINT FIELD GOALS

Season: 2 vs. Fort Wayne (11/11/16)
Career: 4 at Ole Miss (Feb. 14, 2015)

3-POINT FG ATTEMPTS

Season: 3 vs. Fort Wayne (11/11/16)
Career: 7 at Dayton (Dec. 30, 2015)

FREE THROWS MADE

Season: 2 vs. Fort Wayne (11/11/16)
Career: 7 at Georgia (Jan. 23, 2016)

FREE THROWS ATTEMPTS

Season: 3 vs. Fort Wayne (11/11/16)
Career: 9 at Georgia (Jan. 23, 2016)

REBOUNDS

Season: 1 vs. Fort Wayne (11/11/16)
Career: 7 vs. Delaware State (Nov. 21, 2015)

ASSISTS

Season: 3 vs. Fort Wayne (11/11/16)
Career: 5, 4x, last at Dayton (Dec. 30, 2015)

STEALS

Season: 2 vs. Fort Wayne (11/11/16)
Career: 5 vs. Milwaukee (Dec. 22, 2014)

BLOCKS

Season: --
Career: 1 at Missouri (Jan. 12, 2016)

MINUTES

Season: 16 vs. Fort Wayne (11/11/16)
Career: 33 vs. Tennessee (March 13, 2015)

» CAREER STATISTICS AT ARKANSAS »

Season	gp-gs	min/avg	Total fg-fga	pct	3-Point fg-fga	pct	F-Throws ft-fa	pct	Rebounds off	def	tot	avg	pf	fo	ast	to	blk	stl	Scoring pts	avg
2014-15	35-16	662/18.9	66-172	.384	31-88	.352	35-55	.636	31	36	67	1.9	84	4	53	32	0	35	198	5.7
2015-16	23-1	481/20.9	57-164	.348	19-66	.288	27-42	.643	13	40	53	2.3	53	2	41	17	2	24	160	7.0
2016-17	1-0	16/16.0	4-6	.667	2-3	.667	2-3	.667	0	1	1	1.0	4	0	3	0	0	2	12	12.0
TOTAL	59-17	1159/19.6	127-342	.371	52-157	.331	64-100	.640	44	77	121	2.1	141	6	97	49	2	61	370	6.3

at **forward**... a **six-ten** senior... from Abuja, **Nigeria**... number **thirty-three**...

MOSES KINGSLEY



» @KingMoses_ NEWS & NOTES »

- Finished one rebound, one point and three blocks away from his first triple-double in the season opener.
- Preseason SEC Player of the Year (Media). Third in school history (Ronnie Brewer/Joe Johnson).
- Preseason first team All-SEC (Coaches).
- Naismith Trophy Watch List.
- Kareem Abdul-Jabbar Award Watch List.
- Lute Olson Award Watch List.
- Ranked No. 6 big man in the country by NBC Sports.
- Ranked No. 21 player in the nation by NBC Sports.

» GAME-BY-GAME STATS »

Opponent	Date	gs	min	Total fg-fga	pct	3-Pointers 3fg-fga	pct	Free throws ft-fa	pct	Rebounds off	def	tot	avg	pf	a	t/o	blk	stl	pts	avg
FORT WAYNE	11/11/16	*	28	4-9	.444	0-0	.000	1-2	.500	3	6	9	9.0	4	3	0	7	1	9	9.0
Totals		1	28	4-9	.444	0-0	.000	1-2	.500	3	6	9	9.0	4	3	0	7	1	9	9.0

Games played: 1
Minutes/game: 28.0
Points/game: 9.0
FG Pct: 44.4
FT Pct: 50.0

Rebounds/game: 9.0
Assists/game: 3.0
Assist/turnover ratio: 99.9
Steals/game: 1.0
Blocks/game: 7.0

» SEASON/CAREER HIGHS »

POINTS

Season: 9 vs. Fort Wayne (11/11/16)
Career: 26 at Dayton (Dec. 30, 2015)

FIELD GOALS

Season: 4 vs. Fort Wayne (11/11/16)
Career: 11 vs. North Florida (Dec. 22, 2015)

FIELD GOALS ATTEMPTED

Season: 9 vs. Fort Wayne (11/11/16)
Career: 17, 2x, last vs. Vanderbilt (Jan. 5, 2016)

3-POINT FIELD GOALS

Season: --
Career: 1 vs. South Alabama (Dec. 21, 2013)

3-POINT FG ATTEMPTS

Season: --
Career: 1, 2x, last vs. Auburn (Jan. 25, 2014)

FREE THROWS MADE

Season: 1 vs. Fort Wayne (11/11/16)
Career: 9 vs. LSU (Feb. 23, 2016)

FREE THROWS ATTEMPTS

Season: 2 vs. Fort Wayne (11/11/16)
Career: 14 vs. Auburn (Feb. 17, 2016)

REBOUNDS

Season: 9 vs. Fort Wayne (11/11/16)
Career: 14 (2x) last vs. Florida (March 10, 2016)

ASSISTS

Season: 3 vs. Fort Wayne (11/11/16)
Career: 4, 2x, last at Tennessee (Feb. 27, 2016)

STEALS

Season: 1 vs. Fort Wayne (11/11/16)
Career: 4, 2x, last vs. Auburn (Feb. 17, 2016)

BLOCKS

Season: 7 vs. Fort Wayne (11/11/16)
Career: 8 vs. Tennessee Tech (Dec. 12, 2015)

MINUTES

Season: 28 vs. Fort Wayne (11/11/16)
Career: 40 at Dayton (Dec. 30, 2015)

» CAREER STATISTICS AT ARKANSAS »

Season	gp-gs	min/avg	Total fg-fga	pct	3-Point fg-fga	pct	F-Throws ft-fa	pct	Rebounds off	def	tot	avg	pf	fo	ast	to	blk	stl	Scoring pts	avg
2013-14	32-0	368/11.5	43-81	.531	1-2	.500	41-63	.651	39	63	102	3.2	41	0	7	14	49	14	128	4.0
2014-15	36-4	391/10.9	49-101	.485	0-0	.000	33-53	.623	45	45	90	2.5	56	0	11	23	38	15	131	3.6
2015-16	32-31	945/29.5	183-334	.548	0-0	.000	142-223	.637	103	196	299	9.3	94	4	39	65	76	36	508	15.9
2016-17	1-1	28/28.0	4-9	.444	0-0	.000	1-2	.500	3	6	9	9.0	4	0	3	0	7	1	9	9.0
TOTAL	101-36	1732/17.1	279-525	.531	1-2	.500	217-341	.636	190	310	500	5.0	195	4	60	102	170	66	776	7.7

GAME 1

Arkansas vs Fort Wayne
Nov. 11, 2016 at 7 p.m. at Fayetteville, Ark. (Bud Walton Arena)

Fort Wayne 83 • 0-1

#	Player		Total			Rebounds					A	TO	Blk	Stl	Min	
			FG-FGA	FG-FGA	FT-FTA	Off	Def	Tot	PF	TP						
02	Stewart,Deangelo	f	1-9	1-6	0-0	2	2	4	3	3	0	1	0	1	22	
45	Calhoun,Brent	c	1-7	0-0	2-2	2	4	6	3	4	0	1	0	0	25	
00	Evans,Mo	g	5-10	1-4	2-2	0	1	1	2	13	3	4	0	1	25	
01	Scott,Bryson	g	2-10	2-7	7-14	2	4	6	4	13	3	5	0	1	27	
55	Konchar,John	g	4-8	1-1	8-10	5	7	12	2	17	4	1	1	2	37	
05	Charles Ruise Jr		0-4	0-3	0-1	1	0	1	1	0	0	0	0	0	12	
13	Levitch,Jax		0-0	0-0	0-0	0	1	1	0	0	0	0	0	0	2	
22	Taylor,Xzavier		5-8	0-0	2-5	3	0	3	4	12	0	0	0	0	15	
32	Harrell,Kason		4-7	3-6	3-4	1	2	3	1	14	1	0	1	0	25	
34	Talla,Racine		3-6	1-1	0-2	3	0	3	4	7	1	0	0	0	10	
Team						2	3	5								
Totals				25-69	9-28	24-40	21	24	45	24	83	12	12	2	5	200

FG % 1st Half: 15-37 40.5% 2nd half: 10-32 31.3% Game: 25-69 36.2% Deadball
3FG % 1st Half: 6-18 33.3% 2nd half: 3-10 30.0% Game: 9-28 32.1% Rebounds
FT % 1st Half: 9-18 50.0% 2nd half: 15-22 68.2% Game: 24-40 60.0% 8,3

Arkansas 92 • 1-0

#	Player		Total			3-Ptr	Rebounds			PF	TP	A	TO	Blk	Stl	Min
			FG-FGA	FG-FGA	FT-FTA	Off	Def	Tot								
13	Thomas, Dustin	f	4-6	0-0	2-3	1	5	6	5	10	0	3	0	0	18	
33	Kingsley, Moses	f	4-9	0-0	1-2	3	6	9	4	9	3	0	7	1	28	
00	Barford, Jaylen	g	4-9	1-1	1-2	1	4	5	3	10	4	2	0	1	27	
03	Hannahs, Dusty	g	7-17	1-6	8-10	1	0	1	1	23	2	1	0	1	30	
04	Macon, Daryl	g	5-11	2-6	1-2	2	5	7	3	13	5	4	0	4	33	
01	Thompson, Trey		2-2	0-0	1-2	0	4	4	3	5	1	0	2	0	13	
02	Bailey, Adrio		0-0	0-0	0-0	0	1	1	1	0	0	1	0	0	3	
05	Cook, Arlando		0-0	0-0	0-0	0	0	0	3	0	0	2	0	0	5	
21	Watkins, Manuale		5-6	0-0	0-0	0	3	3	2	10	2	0	0	0	27	
31	Beard, Anton		4-6	2-3	2-3	0	1	1	4	12	3	0	0	2	16	
Team						2	0	2								
Totals				35-66	6-16	16-24	10	29	39	29	92	20	13	9	9	200

FG % 1st Half: 18-30 60.0% 2nd half: 17-36 47.2% Game: 35-66 53.0% Deadball
3FG % 1st Half: 5-8 62.5% 2nd half: 1-8 12.5% Game: 6-16 37.5% Rebounds
FT % 1st Half: 10-13 76.9% 2nd half: 6-11 54.5% Game: 16-24 66.7% 2,2

Officials: Mike Nance, Brian Shey, Rob Rorke
Technical fouls: Fort Wayne-None. Arkansas-None.
Attendance: 13787
Estimated Actual Attendance: 7,504
Fouled out: Arkansas #13, Thomas (1:35)

Score by periods	1st	2nd	Total
Fort Wayne	45	38	83
Arkansas	51	41	92

Points	In Paint	Off T/O	2nd Chance	Fast Break	Bench
FW	22	12	21	0	33
AR	52	16	9	24	27

Last FG - FW 2nd-00:33, AR 2nd-01:00.
Largest lead - FW by 6 1st-08:06, AR by 15 2nd-02:42.
FW led for 07:16. AR led for 31:22. Game was tied for 00:52.

Score tied - 4 times.
Lead changed - 4 times.


















GAME 2

Arkansas vs Southern Illinois
Nov. 14, 2016 at 7 p.m. at Fayetteville, Ark. (Bud Walton Arena)

#	Player	gp-gs	min	avg	Total		3-Point		F-Throw		Rebounds				pf	dq	a	to	blk	stl	pts	avg
					fg-fga	fg%	3fg-fga	3fg%	ft-fa	ft%	off	def	tot	avg								
03	Hannahs, Dusty	1-1	30	30.0	7-17	.412	1-6	.167	8-10	.800	1	0	1	1.0	1	0	2	1	0	1	23	23.0
04	Macon, Daryl	1-1	33	33.0	5-11	.455	2-6	.333	1-2	.500	2	5	7	7.0	3	0	5	4	0	4	13	13.0
31	Beard, Anton	1-0	16	16.0	4-6	.667	2-3	.667	2-3	.667	0	1	1	1.0	4	0	3	0	0	2	12	12.0
00	Barford, Jaylen	1-1	27	27.0	4-9	.444	1-1	1.000	1-2	.500	1	4	5	5.0	3	0	4	2	0	1	10	10.0
13	Thomas, Dustin	1-1	18	18.0	4-6	.667	0-0	.000	2-3	.667	1	5	6	6.0	5	1	0	3	0	0	10	10.0
21	Watkins, Manuale	1-0	27	27.0	5-6	.833	0-0	.000	0-0	.000	0	3	3	3.0	2	0	2	0	0	0	10	10.0
33	Kingsley, Moses	1-1	28	28.0	4-9	.444	0-0	.000	1-2	.500	3	6	9	9.0	4	0	3	0	7	1	9	9.0
01	Thompson, Trey	1-0	13	13.0	2-2	1.000	0-0	.000	1-2	.500	0	4	4	4.0	3	0	1	0	2	0	5	5.0
02	Bailey, Adrio	1-0	3	3.0	0-0	.000	0-0	.000	0-0	.000	0	1	1	1.0	1	0	0	1	0	0	0	0.0
05	Cook, Arlando	1-0	5	5.0	0-0	.000	0-0	.000	0-0	.000	0	0	0	0.0	3	0	0	2	0	0	0	0.0
Team											2	0	2									
Total.....		1	200		35-66	.530	6-16	.375	16-24	.667	10	29	39	39.0	29	1	20	13	9	9	92	92.0
Opponents.....		1	200		25-69	.362	9-28	.321	24-40	.600	21	24	45	45.0	24	-	12	12	2	5	83	83.0

TEAM STATISTICS	AR	OPP	Date	Opponent	Score	Att.
SCORING	92	83	11/11/16	FORT WAYNE	w 92-83	13787
Points per game	92.0	83.0				
Scoring margin	+9.0	-				
FIELD GOALS-ATT	35-66	25-69	* - Conference game			
Field goal pct	.530	.362				
3 POINT FG-ATT	6-16	9-28				
3-point FG pct	.375	.321				
3-pt FG made per game	6.0	9.0				
FREE THROWS-ATT	16-24	24-40				
Free throw pct	.667	.600				
F-Throws made per game	16.0	24.0				
REBOUNDS	39	45				
Rebounds per game	39.0	45.0				
Rebounding margin	-6.0	-				
ASSISTS	20	12				
Assists per game	20.0	12.0				
TURNOVERS	13	12				
Turnovers per game	13.0	12.0				
Turnover margin	-1.0	-				
Assist/turnover ratio	1.5	1.0				
STEALS	9	5				
Steals per game	9.0	5.0				
BLOCKS	9	2				
Blocks per game	9.0	2.0				
ATTENDANCE	13787	0				
Home games-Avg/Game	1-13787	0-0				
Neutral site-Avg/Game	-	0-0				

Score by Periods	1st	2nd	Totals
Arkansas	51	41	92
Opponents	45	38	83

0		JAYLEN BARFORD ■ JR ■ G ■ 6-3 ■ 202 Jackson, Tenn. ■ Motlow State CC	<table><tr><th>YEAR</th><th>GP/GS</th><th>PPG</th><th>APG</th><th>RPG</th><th>SPG</th><th>FG%</th><th>FT%</th></tr><tr><td>2016-17</td><td>1/1</td><td>10.0</td><td>4.0</td><td>5.0</td><td>1.0</td><td>.444</td><td>.500</td></tr><tr><td>Career</td><td>1/1</td><td>10.0</td><td>4.0</td><td>5.0</td><td>1.0</td><td>.444</td><td>.500</td></tr></table>	YEAR	GP/GS	PPG	APG	RPG	SPG	FG%	FT%	2016-17	1/1	10.0	4.0	5.0	1.0	.444	.500	Career	1/1	10.0	4.0	5.0	1.0	.444	.500	PLAYER NOTABLES: <ul style="list-style-type: none">Ranked as the No. 1 JUCO transfer in the 2016 class.Scored 20+ pts in 26 out of 32 games last season.Led the nation last year in scoring at 26.2 ppg and paced the country in FGM (310-527) and total points (837).	CAREER HIGHS PTS: 10 - Fort Wayne (11/11/16) AST: 4 - Fort Wayne (11/11/16) REB: 5 - Fort Wayne (11/11/16) STL: 1 - Fort Wayne (11/11/16)
YEAR	GP/GS	PPG	APG	RPG	SPG	FG%	FT%																						
2016-17	1/1	10.0	4.0	5.0	1.0	.444	.500																						
Career	1/1	10.0	4.0	5.0	1.0	.444	.500																						
1		TREY THOMPSON ■ JR ■ F ■ 6-9 ■ 265 Madison, Ark. ■ Forrest City HS	<table><tr><th>YEAR</th><th>GP/GS</th><th>PPG</th><th>RPG</th><th>BPG</th><th>APG</th><th>FG%</th><th>FT%</th></tr><tr><td>2016-17</td><td>1/0</td><td>5.0</td><td>4.0</td><td>2.0</td><td>1.0</td><td>1.000</td><td>.500</td></tr><tr><td>Career</td><td>44/1</td><td>2.3</td><td>3.0</td><td>0.7</td><td>0.9</td><td>.588</td><td>.556</td></tr></table>	YEAR	GP/GS	PPG	RPG	BPG	APG	FG%	FT%	2016-17	1/0	5.0	4.0	2.0	1.0	1.000	.500	Career	44/1	2.3	3.0	0.7	0.9	.588	.556	PLAYER NOTABLES: <ul style="list-style-type: none">Averaged 3.1 pts and 4.3 reb. per game last season.First collegiate start came against Akron (11/18/15).Went a perfect 6-6 from the field, scoring a career-high 13 points against LSU (2/23/16).	CAREER HIGHS PTS: 13 - LSU (2/23/16) REB: 9 - Texas Tech (1/30/16) BLK: 4 - Texas Tech (1/30/16) AST: 5 - North Florida (12/22/15)
YEAR	GP/GS	PPG	RPG	BPG	APG	FG%	FT%																						
2016-17	1/0	5.0	4.0	2.0	1.0	1.000	.500																						
Career	44/1	2.3	3.0	0.7	0.9	.588	.556																						
2		ADRIO BAILEY ■ FR ■ F ■ 6-6 ■ 204 Campti, La. ■ Lakeview HS	<table><tr><th>YEAR</th><th>GP/GS</th><th>PPG</th><th>RPG</th><th>BPG</th><th>APG</th><th>FG%</th><th>FT%</th></tr><tr><td>2016-17</td><td>1/0</td><td>--</td><td>1.0</td><td>--</td><td>--</td><td>--</td><td>--</td></tr><tr><td>Career</td><td>1/0</td><td>--</td><td>1.0</td><td>--</td><td>--</td><td>--</td><td>--</td></tr></table>	YEAR	GP/GS	PPG	RPG	BPG	APG	FG%	FT%	2016-17	1/0	--	1.0	--	--	--	--	Career	1/0	--	1.0	--	--	--	--	PLAYER NOTABLES: <ul style="list-style-type: none">Ranked as the No. 11 player in the state of Louisiana.No. 50 small forward in 2016 class by Rivals.com.Averaged 19.5 points, 12.7 rebounds and 3.9 blocks per game as a senior.	CAREER HIGHS PTS: -- REB: 1 - Fort Wayne (11/11/16) BLK: -- AST: --
YEAR	GP/GS	PPG	RPG	BPG	APG	FG%	FT%																						
2016-17	1/0	--	1.0	--	--	--	--																						
Career	1/0	--	1.0	--	--	--	--																						
3		DUSTY HANNAHS ■ SR ■ G ■ 6-3 ■ 210 Little Rock, Ark. ■ Texas Tech University	<table><tr><th>YEAR</th><th>GP/GS</th><th>PPG</th><th>APG</th><th>SPG</th><th>FG%</th><th>3FG%</th><th>FT%</th></tr><tr><td>2016-17</td><td>1/1</td><td>23.0</td><td>2.0</td><td>1.0</td><td>.412</td><td>.167</td><td>.800</td></tr><tr><td>Career</td><td>96/47</td><td>10.6</td><td>0.9</td><td>0.5</td><td>.422</td><td>.396</td><td>.873</td></tr></table>	YEAR	GP/GS	PPG	APG	SPG	FG%	3FG%	FT%	2016-17	1/1	23.0	2.0	1.0	.412	.167	.800	Career	96/47	10.6	0.9	0.5	.422	.396	.873	PLAYER NOTABLES: <ul style="list-style-type: none">Has 1,014 career points in his 3-year collegiate career.Leads all SEC returners in 3FGM (81) and percentage (.433).One of 20 players on the Jerry West Shooting Guard of the Year Award watch list.	CAREER HIGHS PTS: 33 - Florida (3/10/16) AST: 6 - at West Virginia (1/22/14) STL: 3 - (2x) last vs. Miss. St. (1/9/16) 3FGM: 8 - Miss. St. (1/9/16)
YEAR	GP/GS	PPG	APG	SPG	FG%	3FG%	FT%																						
2016-17	1/1	23.0	2.0	1.0	.412	.167	.800																						
Career	96/47	10.6	0.9	0.5	.422	.396	.873																						
4		DARYL MACON ■ JR ■ G ■ 6-3 ■ 185 Little Rock, Ark. ■ Holmes CC	<table><tr><th>YEAR</th><th>GP/GS</th><th>PPG</th><th>APG</th><th>SPG</th><th>FG%</th><th>3FG%</th><th>FT%</th></tr><tr><td>2016-17</td><td>1/1</td><td>13.0</td><td>5.0</td><td>4.0</td><td>.455</td><td>.333</td><td>1.000</td></tr><tr><td>Career</td><td>1/1</td><td>13.0</td><td>5.0</td><td>4.0</td><td>.455</td><td>.333</td><td>1.000</td></tr></table>	YEAR	GP/GS	PPG	APG	SPG	FG%	3FG%	FT%	2016-17	1/1	13.0	5.0	4.0	.455	.333	1.000	Career	1/1	13.0	5.0	4.0	.455	.333	1.000	PLAYER NOTABLES: <ul style="list-style-type: none">Ranked as the No. 3 JUCO transfer in the 2016 class.Averaged 23.9 ppg, 3.7 rpg and 3.2 apg as a sophomore.Reached double figures in 17 of 18 games last season, while scoring 20+ pts in 12 of 18 games.	CAREER HIGHS PTS: 13 - Fort Wayne (11/11/16) AST: 5 - Fort Wayne (11/11/16) STL: 4 - Fort Wayne (11/11/16) 3FGM: 2 - Fort Wayne (11/11/16)
YEAR	GP/GS	PPG	APG	SPG	FG%	3FG%	FT%																						
2016-17	1/1	13.0	5.0	4.0	.455	.333	1.000																						
Career	1/1	13.0	5.0	4.0	.455	.333	1.000																						
5		ARLANDO COOK ■ JR ■ F ■ 6-8 ■ 215 St. Louis, Mo. ■ Connors State College	<table><tr><th>YEAR</th><th>GP/GS</th><th>PPG</th><th>RPG</th><th>BPG</th><th>APG</th><th>FG%</th><th>FT%</th></tr><tr><td>2016-17</td><td>1/0</td><td>--</td><td>--</td><td>--</td><td>--</td><td>--</td><td>--</td></tr><tr><td>Career</td><td>1/0</td><td>--</td><td>--</td><td>--</td><td>--</td><td>--</td><td>--</td></tr></table>	YEAR	GP/GS	PPG	RPG	BPG	APG	FG%	FT%	2016-17	1/0	--	--	--	--	--	--	Career	1/0	--	--	--	--	--	--	PLAYER NOTABLES: <ul style="list-style-type: none">Ranked as the No. 6 JUCO transfer in the 2016 class.Averaged 16.0 pts and 10.1 rebs per game last season.Totalled 15 double-doubles, eight 20-point games and 16 10+ rebound performances last season.	CAREER HIGHS PTS: -- REB: -- BLK: -- AST: --
YEAR	GP/GS	PPG	RPG	BPG	APG	FG%	FT%																						
2016-17	1/0	--	--	--	--	--	--																						
Career	1/0	--	--	--	--	--	--																						
12		BRACHEN HAZEN ■ FR ■ F ■ 6-8 ■ 195 Fort Wayne, Ind. ■ Columbia City HS	<table><tr><th>YEAR</th><th>GP/GS</th><th>PPG</th><th>APG</th><th>RPG</th><th>FG%</th><th>3FG%</th><th>FT%</th></tr><tr><td>2016-17</td><td>--/--</td><td>--</td><td>--</td><td>--</td><td>--</td><td>--</td><td>--</td></tr><tr><td>Career</td><td>--/--</td><td>--</td><td>--</td><td>--</td><td>--</td><td>--</td><td>--</td></tr></table>	YEAR	GP/GS	PPG	APG	RPG	FG%	3FG%	FT%	2016-17	--/--	--	--	--	--	--	--	Career	--/--	--	--	--	--	--	--	PLAYER NOTABLES: <ul style="list-style-type: none">Ranked as the No. 7 player in the state of Indiana.No. 50 small forward in 2016 class by 247Sports.Averaged 16.1 pts, 9.3 rebs, 2.6 asts, 1.4 stls and 1.8 blks per game as a senior.	CAREER HIGHS PTS: -- AST: -- REB: -- 3FGM: --
YEAR	GP/GS	PPG	APG	RPG	FG%	3FG%	FT%																						
2016-17	--/--	--	--	--	--	--	--																						
Career	--/--	--	--	--	--	--	--																						
13		DUSTIN THOMAS ■ R-JR ■ F ■ 6-8 ■ 225 Texarkana, Texas ■ University of Colorado	<table><tr><th>YEAR</th><th>GP/GS</th><th>PPG</th><th>RPG</th><th>BPG</th><th>SPG</th><th>FG%</th><th>FT%</th></tr><tr><td>2016-17</td><td>1/1</td><td>10.0</td><td>6.0</td><td>--</td><td>--</td><td>.667</td><td>.667</td></tr><tr><td>Career</td><td>68/18</td><td>4.0</td><td>2.5</td><td>0.2</td><td>0.3</td><td>.435</td><td>.611</td></tr></table>	YEAR	GP/GS	PPG	RPG	BPG	SPG	FG%	FT%	2016-17	1/1	10.0	6.0	--	--	.667	.667	Career	68/18	4.0	2.5	0.2	0.3	.435	.611	PLAYER NOTABLES: <ul style="list-style-type: none">Sat out last season after transferring from Colorado.Averaged 4.0 ppg and 2.5 rpg at Colorado.Recorded 10 points and six rebounds in his first start as a Razorback.	CAREER HIGHS PTS: 17 - USC (1/4/15) REB: 7 - Drexel (11/14/14) BLK: 2 - (2x) last vs. California (2/12/15) STL: 3 - USC (1/4/15)
YEAR	GP/GS	PPG	RPG	BPG	SPG	FG%	FT%																						
2016-17	1/1	10.0	6.0	--	--	.667	.667																						
Career	68/18	4.0	2.5	0.2	0.3	.435	.611																						
21		MANUALE WATKINS ■ SR ■ G ■ 6-3 ■ 222 Fayetteville, Ark. ■ Fayetteville HS	<table><tr><th>YEAR</th><th>GP/GS</th><th>PPG</th><th>APG</th><th>RPG</th><th>SPG</th><th>FG%</th><th>FT%</th></tr><tr><td>2016-17</td><td>1/0</td><td>10.0</td><td>2.0</td><td>3.0</td><td>--</td><td>.833</td><td>--</td></tr><tr><td>Career</td><td>77/9</td><td>3.5</td><td>1.4</td><td>2.3</td><td>0.9</td><td>.514</td><td>.597</td></tr></table>	YEAR	GP/GS	PPG	APG	RPG	SPG	FG%	FT%	2016-17	1/0	10.0	2.0	3.0	--	.833	--	Career	77/9	3.5	1.4	2.3	0.9	.514	.597	PLAYER NOTABLES: <ul style="list-style-type: none">Averaged 5.1 ppg and 3.0 rpg last season as a junior.After having six double-digit scoring efforts in his first 76 games, he opened the 2016-17 campaign with a 10-point effort against Fort Wayne.	CAREER HIGHS PTS: 14 - (2x) last at Wake Forest (12/4/15) AST: 5 - (2x) last vs. Northwestern St. (12/1/15) REB: 9 - Northwestern St. (12/1/15) STL: 5 - Wake Forest (11/19/14)
YEAR	GP/GS	PPG	APG	RPG	SPG	FG%	FT%																						
2016-17	1/0	10.0	2.0	3.0	--	.833	--																						
Career	77/9	3.5	1.4	2.3	0.9	.514	.597																						
23		C.J. JONES ■ FR ■ G ■ 6-5 ■ 175 Birmingham, Ala. ■ Central Park Christian	<table><tr><th>YEAR</th><th>GP/GS</th><th>PPG</th><th>APG</th><th>SPG</th><th>FG%</th><th>3FG%</th><th>FT%</th></tr><tr><td>2016-17</td><td>--/--</td><td>--</td><td>--</td><td>--</td><td>--</td><td>--</td><td>--</td></tr><tr><td>Career</td><td>--/--</td><td>--</td><td>--</td><td>--</td><td>--</td><td>--</td><td>--</td></tr></table>	YEAR	GP/GS	PPG	APG	SPG	FG%	3FG%	FT%	2016-17	--/--	--	--	--	--	--	--	Career	--/--	--	--	--	--	--	--	PLAYER NOTABLES: <ul style="list-style-type: none">Ranked as the No. 6 player in the state of Alabama.Led his high school team in scoring his final two years.Averaged 28 pts, 6 rebs, 4 asts and 3 stls per game as a senior.	CAREER HIGHS PTS: -- AST: -- STL: -- 3FGM: --
YEAR	GP/GS	PPG	APG	SPG	FG%	3FG%	FT%																						
2016-17	--/--	--	--	--	--	--	--																						
Career	--/--	--	--	--	--	--	--																						
31		ANTON BEARD ■ JR ■ G ■ 6-0 ■ 198 North Little Rock, Ark. ■ North Little Rock HS	<table><tr><th>YEAR</th><th>GP/GS</th><th>PPG</th><th>APG</th><th>SPG</th><th>FG%</th><th>3FG%</th><th>FT%</th></tr><tr><td>2016-17</td><td>1/0</td><td>12.0</td><td>3.0</td><td>2.0</td><td>.667</td><td>.667</td><td>.667</td></tr><tr><td>Career</td><td>59/17</td><td>6.3</td><td>1.6</td><td>1.0</td><td>.371</td><td>.331</td><td>.640</td></tr></table>	YEAR	GP/GS	PPG	APG	SPG	FG%	3FG%	FT%	2016-17	1/0	12.0	3.0	2.0	.667	.667	.667	Career	59/17	6.3	1.6	1.0	.371	.331	.640	PLAYER NOTABLES: <ul style="list-style-type: none">5 of 7 double-digit efforts last year came in SEC play.Had a 2.4 assist/turnover ratio last season.Provided a spark off the bench, scoring 12 points and 3 assists in 16 minutes of action in the season opener.	CAREER HIGHS PTS: 18 - at Georgia (1/23/16) AST: 5 - (4x) last at Dayton (12/30/15) STL: 5 - Milwaukee (12/22/14) 3FGM: 4 - at Ole Miss (2/14/15)
YEAR	GP/GS	PPG	APG	SPG	FG%	3FG%	FT%																						
2016-17	1/0	12.0	3.0	2.0	.667	.667	.667																						
Career	59/17	6.3	1.6	1.0	.371	.331	.640																						
33		MOSES KINGSLEY ■ SR ■ F ■ 6-10 ■ 230 Abuja, Nigeria ■ Huntington Prep (W.Va.)	<table><tr><th>YEAR</th><th>GP/GS</th><th>PPG</th><th>RPG</th><th>BPG</th><th>SPG</th><th>FG%</th><th>FT%</th></tr><tr><td>2016-17</td><td>1/1</td><td>9.0</td><td>9.0</td><td>7.0</td><td>1.0</td><td>.444</td><td>.500</td></tr><tr><td>Career</td><td>101/36</td><td>7.7</td><td>5.0</td><td>1.7</td><td>0.7</td><td>.531</td><td>.636</td></tr></table>	YEAR	GP/GS	PPG	RPG	BPG	SPG	FG%	FT%	2016-17	1/1	9.0	9.0	7.0	1.0	.444	.500	Career	101/36	7.7	5.0	1.7	0.7	.531	.636	PLAYER NOTABLES: <ul style="list-style-type: none">Recorded 16 double-doubles last season.Fifth in school history with 170 career blocks.Third SEC Preseason Player of the Year in school history (Ronnie Brewer/Joe Johnson)	CAREER HIGHS PTS: 26 - at Dayton (12/30/15) REB: 14 - Mercer (12/19/15) BLK: 8 - Tennessee Tech (12/12/15) STL: 4 - Auburn (2/17/16)
YEAR	GP/GS	PPG	RPG	BPG	SPG	FG%	FT%																						
2016-17	1/1	9.0	9.0	7.0	1.0	.444	.500																						
Career	101/36	7.7	5.0	1.7	0.7	.531	.636																						
HC		 1980-82 - Student-Athlete  1982-85 - Volunteer Assistant  1985-89 - Volunteer Assistant 1989-00 - Assistant Coach 2000-02 - Assistant Head Coach  2002-06 - Head Coach 89-41 (.680)  2006-11 - Head Coach 111-57 (.660)  2011-Present - Head Coach 103-64 (.614)																											